



Sept. 12 • Noon • College Park, Md.
Capital One Field at Byrd Stadium
 (51,802)
Surface: FieldTurf
Live Stats: umterps.com

Television (BTN)

Joe Beninati Play-by-Play
 Scott McBrien Color Analyst

Radio

Maryland Sports Radio Network

Baltimore 101.9 WLIF-FM; Washington, D.C., flagship ESPN 980 AM; also available on TuneIn

Johnny Holliday (37th season) Play-by-Play
 Tim Strachan (20th season) Color Analyst
 Steve Suter Sideline

Satellite Radio

145 (Sirius), 201 (XM), 201 (SiriusXM)

Looking Ahead



USF

Date Saturday, Sept. 19, 2015
 Location College Park, Md.
 Stadium Capital One Field at Byrd Stadium (51,802)
 Kickoff Noon
 Series Maryland leads, 1-0
 TV ESPNNews

Coaching Staff

Randy Edsall Head Coach
 Mike Locksley (b) Offensive Coord./Quarterbacks
 Keith Dudzinski (f) Defensive Coord./Inside Linebackers
 Lyndon Johnson (b) Asst. Head Coach/Outside Linebackers
 John Dunn (b) Tight Ends/Recruiting Coordinator
 Keenan McCardell (f) Wide Receivers
 Darrell Perkins (b) Defensive Backs
 Terry Richardson (f) Running Backs
 Greg Studrawa (f) Offensive Line
 Chad Wilt (f) Defensive Line

Graduate Assistants: Colin Bauer, Cody Catalina, A.J.

Reisig and Brock Sickmiller

Key: Booth (b); Field (f)

MARYLAND TERRAPINS



1-0, 0-0 Big Ten
Head Coach: Randy Edsall
Streak: Won 1

BOWLING GREEN FALCONS



0-1, 0-0 MAC
Head Coach: Dino Babers
Streak: Lost 1

WHAT'S INSIDE: Series Notes • Page 3 • Depth Chart • Page 8 • 2015 Statistics • Page 27

OPENING DRIVE

Setting The Stage

Fresh off the heels of a commanding 50-21 opening day win against Richmond, Maryland welcomes Bowling Green to Capital One Field at Byrd Stadium Saturday at noon. The first meeting in history between the schools will be televised live on Big Ten Network.

By The Numbers

- 1** Saturday marks the first-ever meeting between Maryland and Bowling Green, despite more than 200 years of combined football history between the programs.
- 3** With a win against Bowling Green, the Terps would improve to 2-0 for the third consecutive season and the ninth time since the 2000 season.
- 8** The Terps are 8-1 in non-conference action since the beginning of the 2013 season, scoring an average of 40.0 points while allowing just 16.2 points.
- 17** With their 50-21 defeat of Richmond last Saturday, the Terrapins picked up their 17th consecutive home-opening victory dating back to 1997. Maryland scored at least 50 points in back-to-back season-openers for the first time since 1945-46.
- 47** Strong special teams play from **William Likely** and the rest of the unit allowed the Terps to start their drives at their own 47 on average, significantly cutting down the field for the Maryland offense.
- 76** Junior cornerback **William Likely** broke one of the longest-standing Big Ten records against Richmond by returning eight punts for an astounding 233 yards. The record was held for 76 years by Iowa's Nile Kinnick, who went on to win the 1939 Heisman Trophy that season. Likely was named to the Paul Hornung Award Weekly Honor Roll and Big Ten Specialist of the Week.

umterps.com

MarylandPride.com



/marylandterrapinsofficialpage
 /MarylandFootball



@umterps
 @MarylandPride
 @RandyEdsall



/marylandathletics
 /MarylandPrideFB



/marylandterrapins
 /marylandpride

Maryland Schedule

Date	Opponent	Result/Time	TV	Series
Sept. 5	Richmond	W, 50-21	ESPNU	Maryland leads 13-5-1
Sept. 12	Bowling Green	Noon	BTN	First all-time meeting
Sept. 19	USF	Noon	ESPNNews	Maryland leads 1-0
Sept. 26	@ West Virginia	TBA	TBA	West Virginia leads 22-27-2
Oct. 3	Michigan*	8:00 p.m.	TBA	Michigan leads 3-1
Oct. 10	@ Ohio State*	Noon	TBA	Ohio State leads 1-0
Oct. 24	Penn State*#	TBA	TBA	Penn State leads 35-2-1
Oct. 31	@ Iowa*	TBA	TBA	Maryland leads 1-0
Nov. 7	Wisconsin*	3:30 p.m.	TBA	Wisconsin leads 1-0
Nov. 14	@ Michigan State*	TBA	TBA	Michigan State leads 5-1
Nov. 21	Indiana*	TBA	TBA	Indiana leads 2-1
Nov. 28	@ Rutgers*	TBA	TBA	Series tied 5-5

#M&T Bank Stadium; All times Eastern; *Big Ten game

GAME 2: MARYLAND vs. BOWLING GREEN

MONDAY	TUESDAY	WEDNESDAY	THURSDAY	FRIDAY	SATURDAY	SUNDAY
OFF	<p>Randy Edsall Press Conference - Noon (Press Box)</p> <p>Player Availability - 12:30 p.m. (Press Box)</p> <p>Randy Edsall Big Ten Coaches Teleconference - 1:12 p.m. (Contact Dustin Semonavick for call-in information) Practice (Closed to Media)</p>	<p>Coord. Availability 11:45 a.m./Noon (Press Box)</p> <p>Player Availability - 12:15 p.m. (Press Box)</p> <p>Practice (Closed to Media)</p> <p>Randy Edsall Radio Show - 7 p.m. (Buffalo Wild Wings College Park)</p>	<p>Practice (Closed to Media)</p>	<p>Walk-Thru (Closed to Media)</p>	<p>Game 1 Maryland vs. Bowling Green - Noon p.m. (BTN)</p>	<p>Randy Edsall Teleconference - 4 p.m. (Contact Dustin Semonavick for phone number and access code)</p> <p>Practice (Closed to Media)</p>

Maryland Media Relations

Dustin Semonavick (Primary)

Assistant AD/Football Communications

Emaildustin@umd.edu
Phone301-314-7065 (O)
.....757-544-8393 (C)

Sean Ellenby (Secondary)

Assistant Director, Athletics Media Relations

Emailmbertram@umd.edu
Phone301-314-8093 (O)
.....410-409-4734 (C)

Zack Bolno

Sr. Associate AD/Strategic Communications & Media Relations

Emailzbolno@umd.edu
Phone.....301-314-1482 (O)

Important Telephone Numbers

Media Relations Office.....301-314-7064
Capital One Field at Byrd Stad. Press Box301-405-7810
Football Office301-314-7095
Media Relations Fax.....301-314-9094

Interviews

Media interviews with all Maryland players and coaches must be arranged through the Maryland Media Relations Department. Contact **Dustin Semonavick**, assistant athletics director/football communications, at dustin@umd.edu or at 301-314-7065 to arrange interviews with head coach Randy Edsall and Maryland players. Members of the media may also contact **Sean Ellenby**, assistant director of media relations, at sellenby@umd.edu or at 301-314-8093 to arrange player interviews.

MEDIA GUIDELINES

Season Practice Policy

Practices, which are normally scheduled for Sunday, Tuesday, Wednesday and Thursday, are closed to the media and public. Friday walk-throughs (home and away) are also closed. Contact Dustin Semonavick for photo and B-roll requests.

Postgame Media Availability

At home, Edsall will address the media in Glazer Auditorium of the Gossett Football Team House. Players will follow Edsall. On the road, Edsall and players will address the media at a designated location. The locker room is closed and interviews are not permitted on the field at the conclusion of any game.

2014 Big Ten Football Coaches Teleconference (Eastern Time)

Pat Fitzgerald, Northwestern	Noon
Jim Harbaugh, Michigan	12:08 p.m.
Paul Chryst, Wisconsin	12:16 p.m.
Mike Riley, Nebraska	12:24 p.m.
Mark Dantonio, Michigan State	12:32 p.m.
Kirk Ferentz, Iowa	12:40 p.m.
Jerry Kill, Minnesota	12:48 p.m.
Kyle Flood, Rutgers	12:56 p.m.
Tim Beckman, Illinois	1:04 p.m.
Randy Edsall, Maryland	1:12 p.m.
Darrell Hazell, Purdue	1:20 p.m.
James Franklin, Penn State	1:28 p.m.
Urban Meyer, Ohio State	1:36 p.m.
Kevin Wilson, Indiana	1:44 p.m.

Parking for Media Availability

Parking will be available on the concourse of Capital One Field at Byrd Stadium. Enter at Gate E, which is located on the North side of Byrd Stadium on Stadium Drive. Turn left and park against the brick walls. The press box in Tyser Tower may be accessed by utilizing elevator 1 on the concourse. The press box is located on the fifth floor.

Credentials

Single-game credential requests should be submitted to Dustin Semonavick (dustin@umd.edu) at least one week prior to the home date. Requests should be submitted at <http://www.sportssystem.com/clients/maryland>. For outlets requesting overnight delivery of credentials, please supply the Maryland Media Relations Department with a FedEx account number.

Social Media

Twitter fan feeds for the athletic department (@umterps), the football program (@MarylandPride) and head coach Randy Edsall (@RandyEdsall) are available. Our Facebook home is located at <http://www.facebook.com/marylandterrapinsofficialpage> along with the football program at <http://www.facebook.com/MarylandPride>. On Instagram, you can follow Maryland athletics (/marylandterrapins) and the football program (/MarylandPride) with content also available on YouTube for the athletics department (/marylandathletics) and the football team (/MarylandPrideFB).

collegepressbox.com

Collegepressbox.com is the official media website for NCAA FBS football. Access and download weekly game notes, quotes, statistics, media guides, headshots, logos and more for each conference and its member schools. Login information will be distributed to accredited media or you can apply for a password by sending an e-mail to: password@collegepressbox.com.

BOWLING GREEN: AT A GLANCE

2015 SCHEDULE

Sept. 5	vs. Tennessee	L, 30-59
Sept. 12	@ Maryland	Noon
Sept. 19	Memphis	3 p.m.
Sept. 26	@ Purdue	TBA
Oct. 3	@ Buffalo	3:30 p.m.
Oct. 10	UMass	TBA
Oct. 17	Akron	3 p.m.
Oct. 24	@ Kent State	TBA
Nov. 4	Ohio	8 p.m.
Nov. 11	@ Western Michigan	8 p.m.
Nov. 17	Toledo	TBA
Nov. 24	@ Ball State	7:30 p.m.

STATISTICAL LEADERS

Rushing	No.	Yds.	Avg.	Lg.	TD
Fred Coppet	12	63	5.2	31	0
Travis Greene	9	34	3.8	18	0

Passing	C-A-I	Pct.	Yds.	Lg.	TD
Matt Johnson	27-49-0	55.1%	424	45	2

Receiving	No.	Yds.	Avg.	Lg.	TD
Gehrig Dieter	7	133	19.0	38	1
Ronnie Moore	5	95	19.0	45	0

Defense	U-A	Total	Sacks	TFL
Austin Valdez	5-8	13	0.0	1.0
Trent Greene	3-9	12	0	0.5

RECORD: 0-1, 0-0 MAC

Home: 0-0; Away: 0-0; Neutral: 0-1



- Bowling Green brings its highly-touted offense to College Park Saturday to square off against Maryland's experienced secondary.
- The Falcons finished 8-6 overall in 2014 and won the MAC East Division, before falling in the MAC Championship Game to Northern Illinois, 51-17. Bowling Green was victorious against South Alabama in the Raycom Media Camellia Bowl, 33-28.
- Bowling Green opened the season in Nashville, Tenn., with a 59-30 loss to No. 25 Tennessee. Redshirt senior quarterback Matt Johnson threw for a career-high 424 yards on 49 attempts in the defeat.
- Johnson missed most of the 2014 season to injury, after leading the Falcons to the MAC Championship in 2013.
- Bowling Green returned 11 starters on the offensive side of the ball, which ranked third in the country in "pace" - averaging 18.6 seconds between plays.
- Head coach Dino Babers is in his second season at the helm for Bowling Green and fourth as a head coach. He has a 27-14 overall record (8-7 at Bowling Green).

SERIES HISTORY:

Maryland vs. Bowling Green

First Meeting

MARYLAND-BG CONNECTIONS

- Maryland offensive line coach **Greg Studrawa** is a 1987 graduate of Bowling Green. He was a two-year starter at left tackle in 1986 and 1987. Studrawa also coached at Bowling Green from 2001-06, serving as the offensive coordinator from 2003-06.
- Maryland starting quarterback **Perry Hills** and safety **Anthony Nixon** both attended Central Catholic High School in Pittsburgh, Pa., with Bowling Green redshirt junior starting lineman Logan Dietz.
- Maryland junior linebacker **Brock Dean** attended the same high school as Bowling Green starting quarterback Matt Johnson: Bishop McDevitt in Harrisburg, Pa.
- Maryland's **Damian Prince** and **Milan Collins**, and Bowling Green's Robert Jackson attended Bishop McNamara. **Jermaine Carter, Jr.** and **Keiron Howard** are also from the same hometown as Jackson: Fort Washington, Md.
- Bowling Green has two players from the state of Maryland. The Terps boast two players from the state of Ohio.

TALE OF THE TAPE

MD	CATEGORY	BG
50.0	Scoring Offense	30.0
21.0	Scoring Defense	59.0
341.0	Rushing Offense	124.0
138.0	Passing Offense	433.0
479.0	Total Offense	557.0
56.0	Rushing Defense	399.0
220.0	Passing Defense	205.0
276.0.2	Total Defense	604.0

LEADERS COMPARISON

CATEGORY	MD	BG
Touchdowns	5 players (1)	3 players (1)
Passing Yards	Hills (138)	Johnson (424)
Passing Eff.	P. Hills (134.3)	Johnson (141.3)
Rushing Yards	B. Ross (150)	Coppet (63)
Receiving Yards	L. Jacobs (32)	Dieter (133)
Receptions	4 players (2)	Dieter (7)
Tackles	J. Carter (8)	Valdez (13)
Sacks	Jefferson (2.0)	Colvin (1.0)
Interceptions	-	-
Punting Avg.	Pritchard (43.0)	Davidson (48.7)
Punt Return Avg.	Likely (29.1)	Burbrink (11.5)
Kickoff Return Avg.	Likely (31.5)	Stephens (21.0)
Kicking	Craddock (3/4)	Tate (3/4)

ON THE OFFENSE

On The Offense

TERPS ON THE RUN

- After a disappointing 2014 season rushing the football, Maryland refocused its efforts in the offseason and displayed its hard work by running for 341 yards against Richmond - its highest output in 13 years.
- The Terps rushed 45 times against Richmond, and were only stopped in the backfield one time.
- Maryland averaged 7.6 yards/carry against Richmond, and seemed to get stronger throughout the game. The Terps ran for 56 yards in the first quarter and 86 yards in the second, before posting 93 yards in the third and 106 in the fourth.
- Senior **Brandon Ross** is tied for 12th in school history with an average of 4.90 yards/carry. He averaged 8.3 yards against Richmond.
- True freshman running back **Ty Johnson** brought a change of pace late in the game against Richmond, running for 83 yards on 10 carries.
- Junior Wes Brown found the endzone for the seventh time in his last nine games against Richmond.

HILLS STEADIES OFFENSE

- Junior quarterback **Perry Hills** started his first game since 2012 against Richmond last Saturday, leading the Terps to a sound 50-21 victory.
- After a sluggish 3-for-7 start to the game, Hills settled down in the second quarter to complete 7-of-11 passes with a touchdown.
- Hills also ran the ball three times for a career-high 25 yards, averaging 8.3 yards per carry.

O-LINE IMPRESSES vs. RICHMOND

- Maryland features strong consistency on the offensive line, specifically on its flanks with tackles **Michael Dunn** and **Ryan Doyle** and guard **Andrew Zeller**. The trio has combined 75 starts over their careers along the offensive line.
- Dunn, a former walk-on, leads the offense with 27 consecutive starts after starting every game since the start of the 2013 season.
- The offensive line helped Maryland run for 341 yards against Richmond - the most since 2002 against North Carolina.

By The Numbers

1

Junior wide receiver **Malcolm Culmer** caught his first career touchdown against Richmond, as he took a pass from quarterback **Perry Hills** and ran it 37 yards to the endzone.

3

Three true freshmen made their debut on the offensive side of the ball at skill positions: running back **Ty Johnson**, tight end **Avery Edwards** and wide receiver **D.J. Moore**. Johnson ran for 83 yards and a touchdown on 10 carries, while Edwards and Moore each caught two passes.

6

Senior running back **Brandon Ross** notched his sixth career 100-yard performance with a career-high 150 yards on the ground against Richmond. He is currently tied for seventh in Maryland history and his next 100-yard game will tie him with Louis Carter (1972-74).

8

Junior quarterback **Perry Hills** spread the ball out well against Richmond in his first start since 2012, finding eight different receivers on the day. Hills tossed touchdown strikes to **Levern Jacobs** and **Malcolm Culmer**.

17

With his 150-yard performance against Richmond, running back **Brandon Ross** eclipsed the 1,700 career yards mark to pass C.J. Brown for 17th on Maryland's rushing list. He needs just nine yards to pass Keon Lattimore (2004-07) for 16th all-time.

36.0

The Maryland offense has been extremely successful over its last seven games at Capital One Field at Byrd Stadium, scoring an average of 36.0 points per game. The span includes five games of at least 35 points scored.

308.5

Maryland's offensive linemen weigh an average of 308.5 pounds. The number ranks first in the Big Ten East Division and second overall behind Wisconsin (310.1).

341

Maryland's sturdy offensive line helped the team rush for 341 yards Saturday against Richmond - its highest output since running for 388 yards at North Carolina on Nov. 2, 2002.

479

The Terrapins racked up 479 yards of total offense against Richmond. It was the most total yards in a game since Maryland posted 485 in its Big Ten debut against Indiana in 2014.

ON THE DEFENSE

By The Numbers

1

True freshman punter **Nicolas Pritchard** was called upon for his services just one time against Richmond. It was the first time the Terps only punted one time since Sept. 5, 2011, exactly four years earlier in a season-opening win against Miami.

2

Maryland's defense held Richmond to just two third down conversions on 12 attempts - a rate of just 16.7%.

2.5

After missing most of the 2014 season due to injury, redshirt junior defensive lineman **Quinton Jefferson** made his return against Richmond by totaling 2.5 tackles for loss (17 yards). He also led the Terps with two sacks on the afternoon.

3

Reining Lou Groza Award winner **Brad Craddock** matched his career-high by knocking down three field goals against Richmond. Craddock hit from 34, 31 and 30 yards in the first half to buoy the Terrapin offense, as he totaled a career-high 14 points in the effort.

8

In his first career start for the Terrapins, sophomore MIKE linebacker **Jermaine Carter, Jr.**, totaled a career-high and team-best eight tackles against Richmond. He topped his previous best of six tackles in the first half alone.

31.5

Junior **William Likely** averaged 31.5 yards on two kick returns against Richmond, before the Spiders chose to kick away from the dangerous return man. His career average of 28.0 yards per kick return currently leads the Maryland record books.

36

Maryland has sacked the quarterback 36 times since the start of 2014, after a four-sack performance against Richmond Saturday. Last season was the first time since the 2002-03 seasons that Maryland totaled 30 or more sacks in back-to-back seasons.

56

The Terrapin defense allowed Richmond to run for just 56 yards on 27 carries (2.1 yards/c) last weekend. It was the fewest total for an opposing team since Penn State managed just 42 yards on 41 attempts last season on Nov. 1, 2014.

233

Junior **William Likely** sent shockwaves across the country with his electrifying performance against Richmond, totaling a Big Ten and Maryland record 233 punt return yards on eight attempts. Likely's record broke a mark that had stood in the Big Ten since 1939, when the legendary Nile Kinnick (Iowa) posted 202 return yards. Kinnick went on to win the Heisman Trophy that season.

On The Defense/Special Teams

STOPPING THE RUN

- The Maryland defense returned just one starter (two if you count Quinton Jefferson) to its front seven in 2015, presenting question marks around the Terrapins' ability to stop the run.
- The question was answered temporarily against Richmond when the Terps held the Spiders to just 56 yards on the ground.
- Featuring its new 4-3 defensive base, the Terps lined up **Roman Braglio, Quinton Jefferson, David Shaw** and **Yannick Ngakoue** across the line.
- In his first game action since September 13, 2014 against West Virginia, Jefferson led the Terps with 2.5 tackles for loss (17 yards) and a pair of sacks.
- In the linebacking corps, sophomore Jermaine Carter, Jr., led the team with a career-high eight tackles in his first career start.

NO FLY ZONE

- Maryland's secondary is a force to be reckoned with this season, as it features five players that have combined for 98 career starts: **Sean Davis, A.J. Hendy, Alvin Hill, William Likely** and **Anthony Nixon**.
- Davis had a successful debut at cornerback (moving from safety), posting five tackles, a sack and a forced fumble.
- Likely led the team with a pair of pass breakups to go along with his four tackles.
- Hendy totaled five solo tackles in his first start since Nov. 9, 2013, against Syracuse.

IT'S GOOD

- Reining Lou Groza Award winner Brad Craddock matched his career-high with three field goals against Richmond.
- He was also impressive on kickoffs, totaling eight touchbacks on 10 kicks.

Highest Field Goal Pct. - Maryland Career

No.	Name (Years)	Pct.
1.	Brad Craddock (2012-Pres.)	.813 (52 of 64)
2.	Joe O'Donnell (1994-96)	.778 (28 of 36)
3.	Nick Novak (2001-04)	.748 (80 of 107)
4.	Dan Plocki (1985-88)	.746 (47 of 63)
5.	Dan DeArmas (1988-1991)	.744 (32 of 43)



A Likely Story

After standout freshman and sophomore seasons in College Park, many wondered what junior cornerback and return specialist **William Likely** would do for an encore as a junior in 2015. He quickly answered, gobbling up a Big Ten record 233 punt return yards in the season-opener against Richmond. The mark placed him 12th on the Maryland single-season chart in just one game. He was named to the Paul Hornung Week One Honor Roll and also Big Ten Specialist of the Week for his efforts.

Likely's Maryland records:

- Single-game punt return yards (233 vs. Richmond, 9/5/15) - also a Big Ten record
- Single-season interception return yards (170 - 2014)
- Single-season interceptions returned for TD (2 - 2014)
- Single-game kickoff return yards (228 vs. Michigan State, 11/15/14)
- Co-single-season yards per kickoff return (31.0, 2014)
- Co-longest kickoff return (100 yds vs. Stanford, 12/30/14)
- Career yards per kickoff return (28.0, 2013-pres.)

In Maryland History...

Kickoff Returns

Kickoff Return Yards - Career

1. Torrey Smith, 2008-10	2893
2. Keeta Covington, 1983-86	1520
3. Larry Marshall, 1969-71	1507
4. Stefon Diggs, 2012-14	1472
5. William Likely, 2013-pres.	1288

Kickoff Return Yards - Game

1. William Likely vs. Mich. State, 2014	228
2. Torrey Smith vs. NC State, 2009	204
3. Torrey Smith vs. Wake Forest, 2009	194
4. Torrey Smith vs. California, 2009	187
5. Allen Williams vs. Penn State, 1993	182

Kickoff Return Yard Avg. - Season

1. William Likely (So.), 2014	31.00
John Schultz (Sr.), 1975	31.00
3. Stefon Diggs (Fr.), 2012	28.52
4. Josh Wilson (Sr.), 2006	27.30
5. Lewis Sanders (Jr.), 1999	26.78

Yards per Kickoff Return - Career

1. William Likely, 2013-pres.	28.00
2. Tom Brown, 1960-62	26.24
3. Stefon Diggs, 2012-14	25.82
4. Tom Quander, 1981-82	25.50
5. Bob Shemonski, 1949-51	24.81

Punt Returns

Punt Returns for TD - Career

1. Steve Suter, 2001-04	6
2. Bob Smith, 1972-74	3
William Likely, 2013-pres.	3
4. Tony Logan, 2008-11	2
Jermaine Lewis, 1992-95	2
Ronnie Waller, 1951-54	2

Punt Return Yards - Single Game

1. William Likely vs. Richmond, 9/5/2015	233
2. Bob Shemonski vs. NC State, 10/21/1950	146
3. Steve Suter vs. West Virginia, 10/5/2002	142
4. Tony Logan vs. FIU, 9/25/2010	135
5. Tony Logan vs. Morgan State, 9/11/2010	128

Interceptions

Interception Return Yards - Season

1. William Likely (So.), 2014	170
2. Alex Wujciak (Jr.), 2009	152
3. Joe Horning (Fr.), 1951	147
4. Frank Tamburello (So.), 1954	140
5. Cliff Crosby (Sr.), 1998	133

Interception Returns for TD - Career

1. William Likely, 2013-pres.	2
A.J. Hendy, 2011-pres.	2
Tied with five others, including Domonique Foxworth (2001-04)	

Preseason Honors

Brad Craddock, K

Lou Groza Award Watch List	
Second Team All-American	Sports Illustrated
Second Team All-American	Athlon Sports
Second Team All-American	Phil Steele
Second Team All-American	Sporting News
First Team All-Big Ten	ESPN
First Team All-Big Ten	Phil Steele
First Team All-Big Ten	Athlon Sports

Sean Davis, CB

Second Team All-Big Ten Defense	Phil Steele
---------------------------------	-------------

William Likely, DB

Nagurski Trophy Watch List	
Bednarik Award Watch List	
Hornung Award Watch List	
Thorpe Award Watch List	
Third Team All-American Defense	Athlon Sports
First Team All-Big Ten Defense	Phil Steele
First Team All-Big Ten Defense	Athlon Sports
First Team All-Big Ten Defense	ESPN
Third Team All-Big Ten KR	Phil Steele
Third Team All-Big Ten PR	Athlon Sports
Fourth Team All-Big Ten PR	Phil Steele
Fourth Team All-Big Ten KR	Athlon Sports

Yannick Ngakoue, LB

Butkus Award Watch List	
Second Team All-Big Ten Defense	Athlon Sports
Fourth Team All-Big Ten Defense	Phil Steele

Andrew Zeller, OL

Fourth Team All-Big Ten Offense	Phil Steele
---------------------------------	-------------

2015 SCORING DRIVES

Maryland 2015 Scoring Drives

Opp.	Plays	Yards	TOP	Result	Qrt.	Time	Scoring Play	QB
RICH	8	38	2:54	FG	1	12:06	Craddock 34 yd FG	Hills
RICH	4	23	1:49	TD	1	6:14	L. Jacobs 23 yd rec	Hills
RICH	9	47	3:06	FG	2	12:34	Craddock 31 yd FG	Hills
RICH	12	63	6:25	FG	2	4:10	Craddock 30 yd FG	Hills
RICH	4	46	0:54	TD	2	1:00	Culmer 37 yd rec	Hills
RICH	4	64	1:41	TD	3	12:12	B. Ross 21 yd run	Hills
RICH	10	57	4:30	TD	4	12:55	Brown 1 yd run	Hills
RICH	0	0	0:00	TD	4	10:30	Likely 67 yd punt return	-
RICH	6	40	2:18	TD	4	3:04	Johnson 2 yd run	Rowe

2015 Game Honors

Game Captains

Opp.	Offense	Defense	Special Teams
RICH	R. Doyle	W. Likely	B. Craddock

Game Balls

Opp.	Offense	Defense	Special Teams
RICH	B. Ross	J. Carter	W. Likely

Flag Bearers

Opp.	American	Maryland
RICH	Q. Jefferson	M. Dunn

Scout Team Players of the Week

Opp.	Offense	Defense	Special Teams
RICH	Z. Morton	M. Collins	M. Smith

DEPTH CHART

(as of September 6, 2015)

OFFENSE

WR	84	Amba Etta-Tawo	6-1	200	Jr.-2V
	1	D.J. Moore	5-11	205	Fr.-HS
WR	8	Levern Jacobs	5-11	188	RJr.-2V
	13	DeAndre Lane	5-7	175	Jr.-SQ
WR	83	Malcolm Culmer	5-11	185	Jr.-2V
or	12	Taivon Jacobs	5-9	160	So.-SQ
TE	48	Derrick Hayward	6-5	240	So.-1V
	88	P.J. Gallo	6-2	250	Jr.-2V
T	76	Michael Dunn	6-5	300	Jr.-2V
	77	Will McClain	6-5	305	Fr.-HS
G	63	Mike Minter	6-3	305	So.-SQ
	60	Stephen Grommer	6-4	309	Sr.-SQ
C	50	Evan Mulrooney	6-3	300	Sr.-2V
	64	Brendan Moore	6-3	295	Fr.-RS
G	66	Andrew Zeller	6-5	316	Sr.-3V
	79	Maurice Shelton	6-3	304	Jr.-SQ
T	55	Ryan Doyle	6-4	307	Sr.-2V
	58	Damian Prince	6-3	328	Fr.-RS
RB	45	Brandon Ross	5-10	210	Sr.-3V
	5	Wes Brown	6-0	210	Jr.-1V
FB	30	Kenneth Goins, Jr.	5-9	233	Jr.-2V
	2 (d)	Shane Cockerille	6-2	235	So.-RS
QB	11 (d)	Perry Hills	6-2	215	Jr.-1V
	7 (d)	Caleb Rowe	6-1	205	RJr.-2V

SPECIALISTS

K	15	Brad Craddock	6-1	195	Sr.-3V
	3 (d)	Adam Greene	5-11	185	So.-RS
P	95 (d)	Nicolas Pritchard	5-10	220	Fr.-HS
	38 (d)	Lee Shrader	6-1	215	RFr.-RS
LS	56 (d)	Nate Adams	6-1	216	So.-1V
	59 (d)	Christian Carpenter	5-11	217	Jr.-2V

DEFENSE

END	90	Roman Braglio	6-2	265	Jr.-2V
	41	Jesse Aniebonam	6-4	248	So.-1V
DT	67	David Shaw	6-4	307	So.-1V
	95 (d)	Azubuike Ukandu	6-0	306	Jr.-SQ
DT	99	Quinton Jefferson	6-3	289	RJr.-2V
	57	Kingsley Opara	6-3	305	So.-SQ
END	7 (d)	Yannick Ngakoue	6-2	255	Jr.-2V
	96	Brent Kulka	6-4	256	Fr.-RS
SAM	43	Jalen Brooks	6-1	232	So.-1V
	37	Avery Thompson	6-2	228	Sr.-3V
MIKE	23	Jermaine Carter, Jr.	6-0	240	So.-1V
	9	Tyler Burke	6-3	245	Fr.-RS
WILL	34	Jefferson Ashiru	6-1	235	Sr.-TR
	38 (d)	Brett Zanotto	5-10	220	Fr.-HS
CB	4 (d)	William Likely	5-7	175	Jr.-2V
	27	Alvin Hill	5-11	200	Sr.-2V
S	19	A.J. Hendy	6-0	208	RSr.-3V
	25	Antwaine Carter	6-1	190	So.-SQ
or	17	Josh Woods	6-1	202	So.-1V
S	20	Anthony Nixon	6-1	205	Sr.-3V
	11 (d)	Denzel Conyers	6-3	212	Jr.-RS
CB	21	Sean Davis	6-1	202	Sr.-3V
	32	Jarrett Ross	5-9	205	Jr.-2V

PR	4 (d)	William Likely	5-7	175	Jr.-2V
	13	DeAndre lane	5-7	175	Jr.-SQ
KR	4 (d)	William Likely	5-7	175	Jr.-2V
	12	Taivon Jacobs	5-9	165	So.-SQ

CAREER START CHART

OFFENSE

Player	'12	'13	'14	'15	Streak	Career
Brown	2	-	3	0	-	5
Culmer	-	4	0	0	-	4
Doyle	0	13	10	1	1	24
Dunn	-	13	13	1	27	27
Etta-Tawo	-	6	6	1	7	13
Gallo	-	0	2	0	-	2
Goins	-	4	4	1	1	9
Hayward	-	-	2	1	2	3
Hills	7	-	0	1	1	8
Isaacs	-	1	3	0	-	4
Jacobs, L.	2	4	-	1	1	7
Jacobs, T.	-	-	1	0	-	1
Minter	-	-	0	1	1	1
Mulrooney	5	-	-	1	1	6
Ross, B.	5	12	9	1	2	27
Rowe	1	2	0	0	-	3
Zeller	3	4	13	1	18	21

DEFENSE

Player	'12	'13	'14	'15	Streak	Career
Ashiru	1*	10*	8*	1	1	20
Braglio	-	1	1	1	1	3
Brooks	-	-	4	1	5	5
Carter, J.	-	-	0	1	1	1
S. Davis	2	13	13	1	27	29
Hendy	3-0	3	-	1	1	7
Hill	1	2	4	0	-	7
Jefferson	0	13	3	1	1	17
Likely	-	11	13	1	24	25
Logan	-	3	0	-	-	3
Ngakoue	-	0	11	1	2	12
Nixon	5	11	13	1	18	30
Shaw	-	-	1	1	1	2

SPECIAL TEAMS

Player	'12	'13	'14	'15	Streak	Career
Adams	-	-	5	1	1	6
Carpenter	-	3	8	4	-	15
Craddock	12	13	13	1	39	39

*at UConn

PROJECTED STARTERS: OFFENSE


WR
84



AMBA ETTA-TAWO • 6-1 • 200 • JR.-2V

- Has started seven consecutive games at wideout, and 13 overall (26 appearances).
- Grabbed two passes for 21 yards vs. Richmond (9/5/15).
- Caught 10 passes for 222 yards in 2014 (22.2 yards/catch).

WR
8



LEVERN JACOBS • 5-11 • 188 • RJR.-2V

- Missed 2014 season to suspension - has made 24 career appearances (seven starts).
- Caught two passes for 32 yards and a TD vs. Richmond (9/5/15).
- Led the team in receptions (47) and receiving yards (640) in 2013.

WR
83



MALCOLM CULMER • 5-11 • 185 • JR.-2V

- Caught first career touchdown against Richmond (9/5/15) - a 37 yard pass.

OR


WR
12



TAIVON JACOBS • 5-9 • 160 • SO.-SQ

- Made first appearance against Richmond since season-ending injury in season-opener vs. JMU in 2014.


TE
48



DERRICK HAYWARD • 6-5 • 240 • SO.-1V

- Has 13 career appearances with three starts.
- Caught one pass for four yards vs. Richmond.

T
76



MICHAEL DUNN • 6-5 • 300 • JR.-2V

- Leads offense with 27 consecutive starts.
- Started first 10 games of 2014 at left tackle, before moving to right tackle for final three.
- Earned a scholarship after joining the team out of high school as a preferred walk-on.

G
63



MIKE MINTER • 6-3 • 305 • SO.-SQ

- Made first career start Saturday against Richmond.
- A 2014 Academic All-Big Ten selection.
- Earned a scholarship on August 30, 2015, after preseason camp.

C
50



EVAN MULROONEY • 6-3 • 300 • SR.-2V

- Has made six career starts at center.
- Made first career start against Richmond since 2012.
- Has 16 career appearances for the Terrapins.


G
66



ANDREW ZELLER • 6-4 • 300 • SR.-3V

- Started all 13 games in 2014 and has started 18 straight games at right guard.
- Has 21 career starts.
- President of Maryland's chapter for Uplifting Athletes.

T
55



RYAN DOYLE • 6-4 • 307 • SR.-2V

- Started 24 games for Maryland in career, including 20 at right tackle (10 in 2014).
- Father, Mike, has coached collegiately throughout the country, including at Iowa State.

RB
45



BRANDON ROSS • 5-10 • 210 • SR.-3V

- Has appeared in 32 games (27 starts) over career.
- His 1,735 career rushing yards rank 17th all-time in Maryland history.
- Ran for a career-high 150 yards against Richmond - sixth career 100-yd performance.

FB
30



KENNETH GOINS • 5-9 • 233 • JR.-2V

- Appeared in all 27 games since 2013. Strong, physical runner and blocker.
- Has made nine career starts.

QB
11




PERRY HILLS • 6-2 • 215 • JR.-1V

- Has eight career starts - made first start since 2012 vs. Richmond.
- Won fall quarterback competition over Caleb Rowe and Daxx Garman.
- Found eight receivers against Richmond, and passed for two touchdowns.
- An All-Academic Big Ten selection in 2014.

NOTABLES


QB
7



CALEB ROWE • R JR.

- 13 career appearances with three starts.
- Has thrown for 1,279 career yards and seven TDs.

RB
5



WES BROWN • JR.

- Has a TD in seven of last nine games.
- Rushed for six touchdowns and 356 yards in 2014.
- Has appeared in 21 games with five starts.

WR
1



D.J. MOORE • FR.

- Made collegiate debut vs. Richmond, catching two balls.
- Totaled 1,844 receiving yards and 29 touchdowns over junior and senior seasons at Imhotep Charter.


PROJECTED STARTERS: DEFENSE

END
90



ROMAN BRAGLIO • 6-2 • 265 • JR.-2V
 • Has 24 career appearances with three starts.
 • Notched three tackles vs. Richmond.
 • Posted 11 tackles and 2.5 sacks in 2014.

DT
67



DAVID SHAW • 6-4 • 307 • SO.-1V
 • Has eight career appearances with two starts.
 • Posted one tackle vs. Richmond.

DT
99



QUINTON JEFFERSON • 6-3 • 289 • R JR.-2V
 • Has made 27 appearances with 17 starts.
 • Led team with 2.5 TFL and 2.0 sacks vs. Richmond.
 • Played just three games in 2014, before season was cut short to injury.

END
7



YANNICK NGAKOUÉ • 6-2 • 255 • JR.-2V
 • Has made 27 appearances with 12 starts.
 • 2015 Butkus Award Watch List - earned Honorable Mention All-Big Ten in 2014.
 • Second on team with 13.5 TFL and six sacks in 2014.

SAM
43



JALEN BROOKS • 6-1 • 232 • SO.-1V
 • Has made 13 career appearances with five starts.
 • Finished 2014 with 21 tackles (12 solo).
 • A 2014 Academic All-Big Ten selection.

MIKE
23



JERMAINE CARTER • 6-0 • 240 • SO.-1V
 • Made first career starts vs. Richmond - 14 career appearances.
 • Had career-high eight tackles vs. Richmond, leading the team.
 • Led team with two forced fumbles in 2014.

WILL
34



JEFFERSON ASHIRU • 6-1 • 235 • SR.-TR
 • Has 31 career collegiate appearances, with 20 career starts.
 • Posted four tackles vs. Richmond.
 • Transfer from UConn - originally recruited to UConn by Randy Edsall.

CB
4



WILLIAM LIKELY • 5-7 • 175 • JR.-2V
 • Has at least a share of seven Maryland records - two defensive, five special teams.
 • Had two pass breakups and four tackles vs. Richmond.
 • Tied for conference-lead with six INTs in 2014, and had 170 INT return yards.

S
19



A.J. HENDY • 6-0 • 208 • R SR.-3V
 • Has 31 career appearances with seven starts.
 • Missed 2014 season due to suspension.
 • Has returned two interceptions for TD in his career - tied for Maryland record.

S
20



ANTHONY NIXON • 6-1 • 205 • SR.-3V
 • Leads entire team with 30 career starts - has started 18 consecutive at safety.
 • Posted three tackles vs. Richmond.
 • Finished fifth on team with 62 tackles (37 solo) in 2014.

CB
21



SEAN DAVIS • 6-1 • 202 • SR.-3V
 • Moved from safety to cornerback prior to 2015 season.
 • Leads defense with 27 consecutive starts (29 overall) - has 39 career appearances.
 • Active team leader with 235 tackles, including 115 in 2014.
 • First defensive back in school history to lead the team in tackles in 2013 with 102.

NOTABLES

DE
41



JESSE ANIEBOM • SO.

- Has 14 career appearances.
- Had three tackles and one sack vs. Richmond.


CB
27



ALVIN HILL • SR.

- Started first four games at CB in 2014, before suffering season-ending injury at Syracuse.
- Has 23 career appearances with seven starts.

SAM
37



AVERY THOMPSON • SR.

- Has 37 career appearances, primarily on special teams.
- Forced a fumble against West Virginia on 9/15/14.

SPECIAL TEAMS

K
15



BRAD CRADDOCK • 6-0 • 195 • JR.-2V
 • 2014 Lou Groza Award winner and All-American.
 • Holds at least a share of four Maryland place kicking records.

P
95



NICOLAS PRITCHARD • 5-10 • 220 • FR.-HS
 • Punted just once vs. Richmond for 43 yards.
 • Won punter duties in preseason camp 3-way battle.

KR
4



WILLIAM LIKELY • 5-7 • 175 • JR.-2V
 • Maryland all-time leader with 28.00 yards per kickoff return.

KR
12



TAIVON JACOBS • 5-9 • 160 • R FR.-RS
 • Suffered a season-ending injury in the first game of the season in 2014.

PR
4



WILLIAM LIKELY • 5-7 • 175 • Jr.-2V
 • Has three career punt returns for TDs.
 • Averaging 15.1 yards/return in career.

OFFENSIVE PLAYER STATS WITH CAREER HIGHS

RB - WES BROWN - 5 - Jr.

- Ran for 74 yards and a touchdown vs. Richmond (9/5/15)
- Ran for 356 yards and six TDs in 2014.

BROWN'S CAREER STATS

RECEIVING

YR.	G-GS	REC	YDS	AVG	TD	LP	AVG/G
2012	8-2	5	14	2.8	0	7	1.8
2014	12-3	21	198	9.4	0	38	16.5
2015	1-0	1	-3	-3.0	0	0	-3.0
Totals	21-5	27	209	7.7	0	38	10.0

RUSHING

YR.	G-GS	ATT	GAIN	LOST	NET	AVG	TD	LP	AVG/G
2012	8-2	90	399	17	382	4.2	2	22	47.8
2014	12-3	103	388	32	356	3.5	6	33	29.7
2015	1-0	13	74	0	74	5.7	1	17	74.0
Totals	21-5	206	861	49	812	3.9	9	33	38.7

BROWN'S CAREER HIGHS

Yards	121 (vs. NC State, 10/20/12)
Rushes	25 (vs. NC State, 10/20/12)
Rushing Touchdowns	2 (vs. Iowa, 10/18/14)
Long Rush	33 yards (vs. James Madison, 8/30/14)
Receiving Yards	50 (at Indiana, 9/27/14)
Receptions	4 (Michigan State, 11/15/14)

WR - MALCOLM CULMER - 83 - Jr.

- Scored first career touchdown with 37-yd grab vs. Richmond (9/5/15).

CULMER'S CAREER STATS

RECEIVING

YR.	G-GS	REC	YDS	AVG	TD	LP	AVG/G
2013	12-4	5	59	11.8	0	26	4.9
2014	9-0	1	5	5.0	0	5	0.7
2015	1-0	1	37	37.0	1	37	37.0
Totals	20-4	7	101	14.4	1	37	4.6

CULMER'S CAREER HIGHS

Receptions	2 (vs. West Virginia, 9/21/13)
Receiving Yards	37 (vs. Richmond, 9/5/15)
Long Reception	37 (vs. Richmond, 9/5/15)
Touchdowns	1 (vs. Richmond, 9/5/15)

TE - AVERY EDWARDS - 82 - Fr.

- Caught two passes for 12 yards in collegiate debut vs. Richmond (9/5/15).
- Spent 2014 at IMG Academy in Bradenton, Fla.
- Ranked 22nd nationally among tight ends in class of 2014.
- Caught 45 passes for 629 yards and seven touchdowns as a prep senior.

EDWARDS' CAREER STATS

RECEIVING

YR.	G-GS	REC	YDS	AVG	TD	LP	AVG/G
2015	1-0	2	12	6.0	0	8	12.0
Totals	1-0	2	12	6.0	0	8	12.0

EDWARDS' CAREER HIGHS

Receptions	2 (vs. Richmond, 9/5/15)
Receiving Yards	12 (vs. Richmond, 9/5/15)
Long Reception	8 (vs. Richmond, 9/5/15)

WR - AMBA ETTA-TAWO - 84 - Jr.

- Has made 26 career appearances (14 starts).
- Caught two passes for 21 yards vs. Richmond (9/5/15).
- Averaged team-high 22.2 yards/catch in 2014.

ETTA-TAWO'S CAREER STATS

RECEIVING

YR.	G-GS	REC	YDS	AVG	TD	LP	AVG/G
2013	12-6	31	500	16.1	2	44	41.7
2014	13-6	10	222	22.2	1	71	17.1
2015	1-1	2	21	10.5	0	15	21.0
Totals	26-13	43	743	17.3	3	71	28.6

ETTA-TAWO'S CAREER HIGHS

Receptions	6 (twice: last vs. Syracuse, 11/9/13)
Receiving Yards	109 (vs. Syracuse, 11/9/13)
Receiving Touchdowns	1 (3x: last vs. Rutgers, 11/29/14)
Long Reception	71 yards (vs. Rutgers, 11/29/14)

QB - DAXX GARMAN - 18 - Sr.

- Transfer from Oklahoma State who started eight games in 2014.
- Totaled 2,041 pass yards and 12 touchdowns as a junior.
- Threw for four touchdowns and 370 yards in win over Texas Tech on 9/25/14.

GARMAN'S CAREER STATS

PASSING

YR.	G-GS	COM	ATT	INT	YDS	TD	LG	PCT
2014 ^{OSU}	9-8	152	277	12	2041	12	87	122.4
Totals	9-8	152	277	12	2041	12	87	122.4

GARMAN'S CAREER HIGHS

Passing Yards	370 (vs. Texas Tech, 9/25/14)
Completions	26 (vs. Iowa State, 10/4/14)
Passing Touchdowns	4 (vs. Texas Tech, 9/25/14)
Long Completion	87 yards (vs. Missouri State, 9/6/14)

RB - KENNETH GOINS - 30 - Jr.

- Has 27 appearances with nine career starts.

GOINS' CAREER STATS

RECEIVING

YR.	G-GS	REC	YDS	AVG	TD	LP	AVG/G
2013	13-4	4	49	12.2	1	17	3.8
2014	13-4	7	54	7.7	1	17	4.2
2015	1-1	0	0	0.0	0	0	0.0
Totals	27-8	11	103	9.4	2	17	3.8

RUSHING

YR.	G-GS	ATT	GAIN	LOST	NET	AVG	TD	LP	AVG/G
2013	13-4	9	48	0	48	5.3	0	10	3.7
2014	13-4	14	67	5	62	4.4	0	16	4.8
2015	1-1	0	0	0	0	0.0	0	0	0.0
Totals	27-8	23	115	5	110	4.8	0	16	4.1

GOINS' CAREER HIGHS RUSHING

Yards	31 (vs. James Madison, 8/30/14)
Long Rush	16 yards (vs. James Madison, 8/30/14)
Receiving Yards	17 (vs. Old Dominion, 9/7/13)

QB - PERRY HILLS - 11 - Jr.

- Has appeared in 11 career games with eight starts.
- Made first start since 2012 in win against Richmond (9/5/15), passing for two TD's.
- Started seven games as a freshman.
- 2014 All-Big Ten Academic selection.

HILLS' CAREER STATS

PASSING

YR.	G-GS	COM	ATT	INT	YDS	TD	LG	PCT
2012	7-7	97	169	7	1336	8	63	57.4
2014	3-0	5	10	0	86	1	53	50.0
2015	1-1	12	21	1	138	2	37	57.1
Totals	11-8	114	200	8	1560	11	63	57.0

HILLS' CAREER HIGHS

Passing Yards	305 (at West Virginia, 9/22/12)
Completions	20 (at West Virginia, 9/22/12)
Passing Touchdowns	3 (at West Virginia, 9/22/12)
Long Completion	63 yards (vs. Wake Forest, 10/6/12)
Rushing Yards	25 (vs. Richmond, 9/5/15)
Long Rush	13 (vs. Richmond, 9/5/15)

TE - ANDREW ISAACS - 44 - Soph.

- Appeared in first four games of 2014 season before suffering a season-ending injury against Syracuse.

ISAACS' CAREER STATS

RECEIVING

YR.	G-GS	REC	YDS	AVG	TD	LP	AVG/G
2013	11-1	0	0	0.0	0	0	0.0
2014	4-3	2	3	1.5	0	3	0.8
Totals	15-4	2	3	1.5	0	3	0.8

WR - LEVERN JACOBS - 8 - R Jr.

- Has appeared in 24 games with seven starts.
- Caught two passes for 32 yards and a TD vs. Richmond (9/5/15) - first touchdown since 12/27/13 vs. Marshall.
- Little brother is teammate and fellow wide receiver, Taivon Jacobs.

L. JACOBS' CAREER STATS

RECEIVING

YR.	G-GS	REC	YDS	AVG	TD	LP	AVG/G
2012	11-2	7	50	7.1	0	19	4.5
2013	12-4	47	640	13.6	3	71	53.3
2015	1-1	2	32	16	1	23	32.0
Totals	24-7	56	722	12.9	4	71	30.1

L. JACOBS' CAREER HIGHS

Receiving Yards	158 (vs. Clemson, 10/26/13)
Receptions	8 (vs. Clemson, 10/26/13)
Long Reception	71 (vs. Clemson, 10/26/13)
All-Purpose Yards	147 (vs. Clemson, 10/26/13)

RB - TY JOHNSON - 6 - Fr.

- Made collegiate debut against Richmond (9/5/15), rushing for 83 yards and a TD.
- Starred at Fort Hill High School in Cumberland, Md.
- Finished high school career with 4,851 all-purpose yards, 65 touchdowns and 17 interceptions.
- Ran for 3,363 yards (14.7 yards/carry) and 43 touchdowns in high school career.

RUSHING

YR.	G-GS	ATT	GAIN	LOST	NET	AVG	TD	LP	AVG/G
2015	1-0	10	84	1	83	8.3	1	23	83.0
Totals	1-0	10	84	1	83	8.3	1	23	83.0

JOHNSON'S CAREER HIGHS

Rushing Yards	83 (vs. Richmond, 9/5/15)
Rushes	10 (vs. Richmond, 9/5/15)
Long Rush	23 yards (vs. Richmond, 9/5/15)

WR - D.J. MOORE - 1 - Fr.

- Made collegiate debut against Richmond, catching two passes for 23 yards.
- Native of Philadelphia, Pa. - named to Pennsylvania Class AAA All-State team.
- Had 35 receptions for 1,012 yards as a senior in high school.

MOORE'S CAREER STATS

RECEIVING

YR.	G-GS	REC	YDS	AVG	TD	LP	AVG/G
2015	1-0	2	23	11.5	0	13	23.0
Totals	1-0	2	23	11.5	0	13	23.0

MOORE'S CAREER HIGHS

Receiving Yards	23 (vs. Richmond, 9/5/15)
Receptions	2 (vs. Richmond, 9/5/15)
Long Reception	13 yards (vs. Richmond, 9/5/15)

RB - BRANDON ROSS - 45 - Sr.

- Has made 32 career appearances with 27 starts
- Ranks 17th in school history with 1735 rushing yards.
- Ran for career-high 150 yards vs. Richmond (9/5/15), and scored a TD.

ROSS'S CAREER STATS

RECEIVING

YR.	G-GS	REC	YDS	AVG	TD	LP	AVG/G
2012	6-5	3	-1	-0.3	0	5	-0.2
2013	12-12	18	173	9.6	0	77	14.4
2014	13-9	14	212	15.1	2	90	21.2
2015	1-1	0	0	0.0	0	0	0.0
Totals	31-26	35	384	11.0	2	90	12.0

RUSHING

YR.	G-GS	ATT	GAIN	LOST	NET	AVG	TD	LP	AVG/G
2012	6-5	85	431	41	390	4.6	1	71	65.0
2013	12-12	166	865	89	776	4.7	4	36	64.7
2014	13-9	85	457	38	419	4.9	4	44	32.2
2015	1-1	18	150	0	150	8.3	1	21	150.0
Totals	32-27	354	1803	168	1735	4.9	10	71	54.2

ROSS' CAREER HIGHS

Rushing Yards	150 (vs. Richmond, 9/5/15)
Rushes	21 (at North Carolina, 11/24/12)
Long Rush	71 yards (at North Carolina, 11/24/12)
Rushing Touchdowns	2 (2x, last vs. Rutgers. 11/29/14)
All-Purpose Yards	150 (vs. Richmond, 9/5/15)
Receiving Yards	97 (at Syracuse, 9/20/14)
Receptions	5 (vs. West Virginia, 9/13/14)
Receiving Touchdowns	1 (twice: last at Indiana, 9/27/14)

QB - CALEB ROWE - 7 - R Jr.

- Has appeared in 13 games with three career starts.
- Passed for 1768 yards and 12 career touchdowns.
- Appeared in four games in 2014, before suffering a season-ending injury.

ROWE'S CAREER STATS

PASSING

YR.	G-GS	COM	ATT	INT	YDS	TD	LG	PCT
2012	2-1	25	44	3	290	2	66	56.8
2013	7-2	64	131	3	989	5	77	48.9
2014	4-0	34	54	4	489	5	60	63.0
Totals	13-3	123	229	10	1768	12	77	53.7

ROWE'S CAREER HIGHS

Passing Yards	332 (vs. Virginia, 10/12/13)
Completions	23 (at Boston College, 10/27/12)
Touchdowns	3 (vs. Clemson, 10/26/13)

DEFENSIVE PLAYER STATS WITH CAREER HIGHS

DE - JESSE ANIEBONAM - 41 - Soph.

- Has made 14 career appearances.
- Posted three tackles and one sack vs. Richmond (9/5).

ANIEBONAM'S CAREER STATS

YR.	G-GS	UT	AT	TOT	TFL-YDS	PBU	FF	FR	INT	SACKS
2014	13-0	5	9	14	1.0-3	1	0	0	0-0	0.5-3
2014	1-0	1	2	3	1.0-3	0	0	0	0-0	1.0-3
Totals	14-0	6	11	17	2.0-6	1	0	0	0-0	1.5-6

ANIEBONAM'S CAREER HIGHS

Tackles	3 (3x: last vs. Richmond, 9/5/15)
TFL	1.0 (2x: last vs. Richmond, 9/5/15)
Sacks	1.0 (vs. Richmond, 9/5/15)

LB - JEFFERSON ASHIRU - 34 - Sr.

- Transfer from UConn - originally recruited to UConn by Randy Edsall.
- Has appeared in 31 career games, making 20 starts.
- Posted four tackles in Maryland debut vs. Richmond (9/5/15).
- 117 career tackles with 11.5 tackles for loss.

ASHIRU'S CAREER STATS

YR.	G-GS	UT	AT	TOT	TFL-YDS	PBU	FF	FR	INT	SACKS
2012	9-1	6	2	8	0.0-0	0	0	0	0-0	0.0-0
2013	12-10	24	34	58	8.0-35	2	0	1	0-0	1.0-13
2014	9-8	20	27	47	3.5-10	0	0	0	1-0	0.5-0
2015	1-1	2	2	4	0-0-0	0	0	0	0-0	0.0-0
Totals	31-20	52	65	117	11.5-45	2	0	1	1-0	1.5-13

ASHIRU'S CAREER HIGHS

Tackles	11 (twice: last at East Carolina, 10/23/14)
TFL	2.0 (at UCF, 10/26/13)
Sacks	1.0 (vs. Michigan, 9/21/13)

DL - ROMAN BRAGLIO - 90 - Jr.

- Has appeared in 24 career games with three starts, totaling 20 tackles.
- Posted career-high three tackles vs. Richmond (9/5).

BRAGLIO'S CAREER STATS

YR.	G-GS	UT	AT	TOT	TFL-YDS	PBU	FF	FR	INT	SACKS
2013	10-1	4	2	6	3.5-18	0	0	0	0-0	2.0-12
2014	13-1	8	3	11	2.5-14	0	0	1	0-0	2.5-14
2015	1-1	1	2	3	0.5-1	0	0	0	0-0	0.0-0
Totals	24-3	13	7	20	6.5-33	0	0	1	0-0	4.5-26

BRAGLIO'S CAREER HIGHS

Tackles	3 (vs. Richmond, 9/5/15)
TFL	1.0 (5x: last vs. Iowa, 10/18/14)
Sacks	1.0 (4x: last vs. Iowa, 10/18/14)

LB - JALEN BROOKS - 43 - Soph.

- Appeared in 13 career games with five starts.
- 2014 Academic All-Big Ten.
- Notched a career-high seven tackles against Penn State (11/1/14).

BROOKS' CAREER STATS

YR.	G-GS	UT	AT	TOT	TFL-YDS	PBU	FF	FR	INT	SACKS
2014	12-4	12	9	21	0.0-0	2	0	0	0-0	0.0-0
2015	1-1	0	1	1	0.0-0	1	0	0	0-0	0.0-0
Totals	13-5	12	10	22	0.0-0	3	0	0	0-0	0.0-0

BROOKS' CAREER HIGHS

Tackles	7 (at Penn State, 11/1/14)
Solo Tackles	5 (at Penn State, 11/1/14)

LB - JERMAINE CARTER, JR. - 23 - Soph.

- Has made 14 career appearances with one start.
- Made first career start against Richmond (9/5), totaling a career-high eight tackles.

CARTER'S CAREER STATS

YR.	G-GS	UT	AT	TOT	TFL-YDS	PBU	FF	FR	INT	SACKS
2014	13-0	18	9	27	0.0-0	0	2	0	0-0	0.0-0
2015	1-1	5	3	8	1.0-3	0	0	0	0-0	0.0-0
Totals	14-1	23	12	35	1.0-3	0	2	0	0-0	0.0-0

CARTER'S CAREER HIGHS

Tackles	8 (vs. Richmond, 9/5/15)
Solo Tackles	5 (2x: last vs. Richmond, 9/5/15)
Tackles for Loss	1.0 (vs. Richmond, 9/5/15)

DB - SEAN DAVIS - 21 - Sr.

- 2015 Preseason All-Big Ten Second Team (Phil Steele).
- Active team leader with 235 career tackles.
- Moved from safety to cornerback prior to start of 2015 season.
- Had five tackles, one sack and a forced fumble vs. Richmond (9/5).
- Notched a career-high 17 tackles against Wisconsin (10/25/14).
- Little brother, Isaiah, is a freshman linebacker on the team.

S. DAVIS' CAREER STATS

YR.	G-GS	UA	A	TOT	TFL-YDS	PBU	FF	FR	INT	SACKS
2012	12-2	8	5	13	0.0-0	0	0	1	0-0	0.0-0
2013	13-13	62	40	102	1.5-7	3	0	1	2-23	0.5-3
2014	13-13	80	35	115	4.0-12	8	1	0	0-0	1.0-1
2015	1-1	3	2	5	1.0-3	0	1	0	0-0	1.0-3
Totals	39-29	153	82	235	6.5-22	11	2	2	2-23	2.5-7

S. DAVIS' CAREER HIGHS

Tackles	17 (at Wisconsin, 10/25/14)
Interceptions	1 (twice: last vs. Boston College, 11/23/13)
Pass Breakups	3 (at Penn State, 11/1/14)

DB - A.J. HENDY - 19 - R Sr.

- Has appeared in 31 career games, making seven starts.
- Posted five tackles against Richmond (9/5) in first game action since 2013.
- Missed 2014 season to suspension.
- Named Walter Camp Defensive Player of the Week in memorable 2013 game against West Virginia, when he returned an INT for TD and recovered two fumbles.

HENDY'S CAREER STATS

YR.	G-GS	UA	A	TOT	TFL-YDS	PBU	FF	FR	INT	SACKS
2011	9-3	20	10	30	1.0-1	1	0	1	1-32	0.0-0
2012	8-0	3	1	4	0.0-0	0	0	0	0-0	0.0-0
2013	13-3	20	12	32	1.0-2	2	0	2	1-28	0.0-0
2015	1-1	5	0	5	0.0-0	0	0	0	0-0	0.0-0
Totals	31-7	48	23	71	2.0-3	2	0	3	2-60	0.0-0

HENDY'S CAREER HIGHS

Tackles	13 (vs. Notre Dame, 11/12/11)
Solo Tackles	9 (vs. Notre Dame, 11/12/11)
Interceptions	1 (2x: last vs. West Virginia, 9/21/13)

DB - ALVIN HILL - 27 - Sr.

- Started first four games of 2014 season at cornerback before suffering a season-ending injury against Syracuse.
- Nabbed his first career interception against USF (9/6/14).

HILL'S CAREER STATS

YR.	G-GS	UA	A	TOT	TFL-YDS	PBU	FF	FR	INT	SACKS
2012	6-1	1	0	1	1.0-5	0	0	0	0-0	0.0-0
2013	12-2	14	10	24	0.0-0	2	0	0	0-0	0.0-0
2014	4-4	8	5	13	0.0-0	3	0	0	1-0	0.0-0
2015	1-0	0	0	0	0.0-0	0	0	0	0-0	0.0-0
Totals	23-7	23	15	38	1.0-5	5	0	0	1-0	0.0-0

HILL'S CAREER HIGHS

Tackles	5 (twice: vs. West Virginia, 9/13/14)
Interceptions	1 (at USF, 9/6/14)

DL - QUINTON JEFFERSON - 99 - RJr.

- Started first game since Sept. 13, 2014 against Richmond.
- Led team with 2.5 TFL and two sacks against Richmond (9/5).
- Started the first three games of the 2014 season before suffering a season-ending injury.

JEFFERSON'S CAREER STATS

YR.	G-GS	UA	A	TOT	TFL-YDS	PBU	FF	FR	INT	SACKS
2012	10-0	6	7	13	0.5-1	0	1	2	0-0	0.0-0
2013	13-13	19	28	47	7.5-32	0	1	0	0-0	3.0-18
2014	3-3	4	4	8	1.0-10	0	0	0	0-0	1.0-10
2015	1-1	2	4	6	2.5-17	0	0	0	0-0	2.0-17
Totals	27-17	31	43	74	11.5-60	0	2	2	0-0	6.0-45

JEFFERSON'S CAREER HIGHS

Tackles	7 (vs. FIU, 8/31/13)
TFL	2.5 (vs Richmond, 9/5/15)
Sacks	2.0 (2x: last vs. Richmond, 9/5/15)

DB - WILLIAM LIKELY - 4 - Jr.

- Named preseason All-America by multiple media outlets and is on four Watch Lists.
- Holds at least a share of seven Maryland records.
- Set Big Ten and Maryland record with 233 punt return yards vs. Richmond (9/5). Also had two pass breakups and four tackles in the game. Named to Paul Hornung Award Honor Roll and also Big Ten Specialist of the Week for his efforts.
- First Team All-Big Ten selection in 2015 by coaches and media.
- Has appeared in 27 games, recording 157 career tackles and seven INTs.

LIKELY'S CAREER STATS

DEFENSE										
YR.	G-GS	UA	A	TOT	TFL-YDS	PBU	FF	FR	INT	SACKS
2013	13-11	51	19	70	4.5-11	6	0	0	1-0	0.0-0
2014	13-13	66	17	83	4.0-26	9	1	0	6-170	1.0-15
2015	1-1	4	0	4	1.0-1	2	0	0	0-0	0.0-0
Totals	27-25	121	36	157	9.5-38	17	1	0	7-170	1.0-15

RETURNS

YR.	G-GS	KOR	YDS	AVG	TD	PR	YDS	AVG	TD
2013	13-11	28	729	26.0	0	16	205	12.8	1
2014	13-13	16	496	31.0	1	20	225	11.2	1
2015	1-1	2	63	31.5	0	8	233	29.1	1
Totals	27-25	46	1288	28.0	1	44	663	15.1	3

LIKELY'S CAREER HIGHS DEFENSE

Tackles	12 (vs. Rutgers, 11/29/14)
Interceptions	1 (seven times: last at Michigan, 11/22/14)
Pass Breakups	2 (2x: last vs. Richmond, 9/5/15)
Sacks	1.0 (vs. James Madison 8/30/14)
TFL	1.0 (7x: last at Penn State 11/1/14)

LIKELY'S CAREER HIGHS RETURNING

Punt Return Yards	233 (vs. Richmond, 9/5/15)
Long Punt Return	69 (vs. West Virginia, 9/13/14)
Kickoff Return Yards	228 (vs. Michigan State, 11/15/14)
Long Kickoff Return	52 (vs. Michigan State, 11/15/14)
All-purpose Yards	296 (vs. Richmond, 9/5/15)

LB - YANNICK NGAKOUE - 7 - Jr.

- Moved from outside linebacker to defensive end in new 4-3 scheme in 2015.
- 2015 Butkus Award Watch List and preseason All-Big Ten selection.
- Earned Honorable Mention All-Big Ten in 2014 by media.
- Has appeared in 27 career games with 12 starts, totaling 48 tackles and 18.0 TFL.

NGAKOUE'S CAREER STATS

YR.	G-GS	UA	A	TOT	TFL-YDS	PBU	FF	FR	INT	SACKS
2013	13-0	6	4	10	4.5-12	0	1	0	1-3	2.0-8
2014	13-11	25	12	37	13.5-81	2	1	0	0-0	6.0-49
2015	1-1	1	0	1	0.0-0	0	0	0	0-0	0.0-0
Totals	27-12	32	16	48	18.0-93	2	2	0	1-3	8.0-57

NGAKOUE'S CAREER HIGHS

Tackles	7 (last vs. Iowa, 10/18/14)
TFL	3.0 (three times: last vs. West Virginia, 9/13/14)
Sacks	1.0 (6x: last at Penn State, 11/1/14)

DB - ANTHONY NIXON - 20 - Sr.

- Has appeared in 37 career games (30 starts), making 166 tackles.
- Totaled three tackles against Richmond (9/5).

NIXON'S CAREER STATS

YR.	G-GS	UA	A	TOT	TFL-YDS	PBU	FF	FR	INT	SACKS
2012	12-5	26	15	41	0.0-0	3	0	2	1-21	0.0-0
2013	11-11	38	22	60	3.0-8	0	0	0	0-0	1.0-5
2014	13-13	37	25	62	0.5-6	4	0	1	1-2	0.5-6
2015	1-1	2	1	3	0.0-0	0	0	0	0-0	0.0-0
Totals	37-30	103	63	166	3.5-14	7	0	3	2-23	1.5-11

NIXON'S CAREER HIGHS

Tackles	12 (vs. Virginia, 10/12/13)
Sacks	1.0 (at NC State, 11/30/13)
Interceptions	1 (2x, last vs. James Madison, 8/30/14)
Pass Breakups	2 (vs. Michigan State, 11/15/14)

DL - DAVID SHAW - 67 - Soph.

- Has eight career appearances with two starts.

SHAW'S CAREER STATS

YR.	G-GS	UA	A	TOT	TFL-YDS	PBU	FF	FR	INT	SACKS
2014	7-1	1	3	4	1.0-3	0	0	0	0-0	1.0-3
2015	1-1	1	0	1	0.0-0	0	0	0	0-0	0.0-0
Totals	8-2	2	3	5	1.0-3	0	0	0	0-0	1.0-3

SHAW'S CAREER HIGHS

Tackles	2 (at Indiana, 9/27/14)
Sacks	1.0 (Michigan State, 11/25/14)

SPECIAL TEAMS

K - BRAD CRADDOCK - 15 - Sr.

- 2014 Lou Groza Award winner - best place kicker in the nation.
- Holds at least a share of four Maryland place kicking records, including longest field goal (57 yards vs. Ohio State, 2014) and consecutive field goals made (24, 2013-14).
- 2014 All-American and First Team All-Big Ten selection.
- A 2015 Lou Groza Watch List member and preseason All-American.
- Connected on three field goals vs. Richmond (9/5), posting a career-high 14 points.
- Set a school record with a 57-yard field goal against Ohio State (10/4/14).
- Booted a game winning 43-yard field goal with 51 second left to defeat Penn State (11/1.14).

CRADDOCK'S CAREER STATS

YR.	G-GS	FGM-FGA	20-29	30-39	40-49	50+	LG	PATS	PTS
2012	12-12	10-16	3-5	3-5	3-5	1-1	52	23-25	53
2013	13-13	21-25	7-7	7-8	4-5	1-3	50	37-38	100
2014	13-13	18-19	3-3	4-4	9-9	2-3	57	44-44	98
2015	1-1	3-4	0-1	3-3	0-0	0-0	34	5-6	14
Totals	37-37	52-64	13-16	17-20	16-19	4-7	57	101-105	254

CRADDOCK'S CAREER HIGHS

Field Goals	3 (7x: last vs. Richmond, 9/5/15)
Long Field Goal	57 (vs. Ohio State, 10/4/14)
Points Scored	14 (vs. Richmond, 9/5/15)
PATs	7 (vs. James Madison, 8/30/14)

NUMERICAL ROSTER

No.	Name	Pos.	Ht.	Wt.	Cl.	Exp.	Hometown (High School/Last School)
1	D.J. Moore	WR	5-11	205	Fr.	HS	Philadelphia, Pa. (Imhotep Charter School)
2 (d)	Shane Cockerille	FB	6-2	235	So.	RS	Baltimore, Md. (Gilman School)
2 (d)	Milan Collins	DB	6-1	200	So.	RS	LaPlata, Md. (Bishop McNamara HS)
3 (d)	Milan Barry-Pollock	DB	5-10	203	Jr.	SQ	Baltimore, Md. (Eastern Technical HS)
3 (d)	Adam Greene	PK	5-11	185	So.	RS	Arnold, Md. (Broadneck HS)
4	William Likely	DB	5-7	175	Jr.	2V	Belle Glade, Fla. (Glades Central HS)
5	Wes Brown	RB	6-0	210	Jr.	1V	Baltimore, Md. (Good Counsel HS)
6 (d)	Ty Johnson	RB	5-10	184	Fr.	HS	Cumberland, Md. (Fort Hill HS)
6 (d)	Zac Morton	RB	5-10	175	Fr.	RS	Bethesda, Md. (Whitman HS)
7 (d)	Yannick Ngakoue	DL	6-2	255	Jr.	2V	Bowie, Md. (Friendship Collegiate)
7 (d)	Caleb Rowe	QB	6-3	220	Sr.	2V	Landrum, S.C. (Blue Ridge HS)
8	Levern Jacobs	WR	5-11	188	RJr.	2V	Temple Hills, Md. (Suitland HS/Milford Academy)
9	Tyler Burke	LB	6-3	245	Fr.	RS	Coatesville, Pa. (Coatesville HS)
10	Will Ulmer	WR	6-0	185	Fr.	RS	Laurel, Md. (St. John's College HS)
11 (d)	Denzel Conyers	DB	6-3	212	Jr.	RS	St. Petersburg, Fla. (Boca Ciega HS/Butte College)
11 (d)	Perry Hills	QB	6-2	210	Jr.	1V	Pittsburgh, Pa. (Central Catholic HS)
12	Taivon Jacobs	WR	5-9	165	So.	SQ	Camp Spring, Md. (Suitland HS)
13	DeAndre Lane	WR	5-7	175	Jr.	SQ	Catonsville, Md. (Catonsville Senior HS)
14	Gage Shaffer	QB	6-7	212	Fr.	HS	Short Gap, W. Va. (Frankfort HS)
15	Brad Craddock	PK/P	6-1	195	Sr.	3V	Adelaide, Australia (Tabor Christian College)
16	Nicholas Rubinowicz	P	6-1	216	Fr.	HS	Wellington, Fla. (American Heritage School)
17	Josh Woods	DB	6-1	202	So.	1V	Baltimore, Md. (McDonogh School)
18	Daxx Garman	QB	6-1	205	Sr.	TR	Southlake, Texas (Carroll HS/Oklahoma State)
19	A.J. Hendy	DB	6-0	208	RSr.	3V	Bowie, Md. (Bowie HS)
20	Anthony Nixon	DB	6-1	205	Sr.	3V	Pittsburgh, Pa. (Central Catholic HS)
21	Sean Davis	DB	6-1	202	Sr.	3V	Washington, D.C. (Maret School)
22	Isaiah Davis	LB	6-1	225	Fr.	HS	Temple Hills, Md. (St. Stephen's & St. Agnes)
23	Jermaine Carter, Jr.	LB	6-0	240	So.	1V	Fort Washington, Md. (Friendship Collegiate)
24 (d)	Daniel Ezeagwu	DB	6-0	207	So.	SQ	Stafford, Va. (Colonial Forge HS)
24 (d)	J.T. Ventura	DB	6-1	205	So.	SQ	Hollidaysburg, Pa. (Hollidaysburg Area HS)
25	Antwaine Carter	DB	6-1	190	So.	SQ	Waldorf, Md. (Westlake HS)
26	Darnell Savage, Jr.	DB	5-10	192	Fr.	HS	Newark, Del. (Caravel Academy)
27	Alvin Hill	DB	6-0	200	Sr.	2V	Locaust Grove, Ga. (Luella HS)
29	Joe Riddle	RB	6-1	210	Jr.	2V	Frederick, Md. (Linganore HS)
30	Kenneth Goins, Jr.	RB	5-9	233	Jr.	2V	Baltimore, Md. (Gilman School)
31	Nnamdi Egbuaba	LB	6-0	224	Fr.	RS	Baltimore, Md. (St. Frances Academy)
32	Jarrett Ross	DB	5-9	198	Jr.	2V	Newark, Del. (Charter School of Wilmington)
33	Andrew Stefanelli	RB	5-9	244	Jr.	SQ	Rockville, Md. (Good Counsel HS/Temple)
34	Jefferson Ashiru	LB	6-1	235	Sr.	TR	Powder Spring, Ga. (McEachern HS/UConn)
35	Marcus Smith	RB	5-9	200	RSo.	WO	West Friendship, Md. (Marriotts Ridge HS)
36	Elvis Dannah	DB	6-2	212	So.	SQ	Lanham, Md. (Annapolis Area Christian School)
37	Avery Thompson	LB	6-2	228	Sr.	3V	Chesapeake, Va. (Grassfield HS)
38 (d)	Lee Shrader	P	6-1	215	Fr.	RS	Newport News, Va. (Warwick HS)
38 (d)	Brett Zantotto	LB	5-10	220	Fr.	HS	Murrysville, Pa. (Franklin Regional HS)
39	Cavon Walker	DL	6-2	260	Jr.	1V	Washington, D.C. (Friendship Collegiate)
40	Dexter Foreman	QB	6-1	220	Sr.	TR	Manvel, Texas (Manvel HS/Minnesota)
41	Jesse Aniebonam	DL	6-3	260	So.	1V	Silver Spring, Md. (Good Counsel HS)
42 (d)	Brock Dean	LB	6-0	225	Jr.	SQ	Harrisburg, Pa. (Bishop McDevitt HS)
42 (d)	Tehuti Miles	RB	5-10	210	Jr.	SQ	Hammonton, N.J. (Hammonton HS)
43	Jalen Brooks	LB	6-1	232	So.	1V	Suwanee, Ga. (Gwinnett HS)
44	Andrew Isaacs	TE	6-2	240	Jr.	2V	Manchester, Conn. (Manchester HS)
45	Brandon Ross	RB	5-10	210	Sr.	3V	Newark, Del. (Charter School of Wilmington)
46	Abner Logan	LB	6-1	242	Jr.	2V	Cambridge, Mass. (Dexter School)
47	Melvin Keihn	DL	6-1	211	So.	TR	Towson, Md. (Gilman/Virginia Tech)
48	Derrick Hayward	TE	6-5	240	So.	1V	Salisbury, Md. (Wicomico HS)
49 (d)	Ruben Franco	DL	6-5	249	Jr.	SQ	Montgomery, Texas (Montgomery HS)
49 (d)	Gus Little	LB	6-2	235	Fr.	HS	Fredericksburg, Md. (Massaponax HS)
50	Evan Mulrooney	OL	6-3	300	Sr.	2V	Wilmington, Del. (Salesianum HS)
51	Matt Oliveira	LS	6-1	212	Fr.	HS	Watchung, N.J. (Saint Peter's Prep)
52	Malik Jones	DL	6-4	275	So.	SQ	Baltimore, Md. (Paul L. Dunbar HS)
53	Quarvez Boulware	OL	6-2	304	Fr.	HS	Washington, D.C. (Friendship Collegiate Acad.)
54	JaJuan Dulaney	OL	6-2	302	So.	SQ	Powder Springs, Ga. (McEachern HS)
55	Ryan Doyle	OL	6-4	307	Sr.	2V	Wake Forest, N.C. (Wake Forest-Rolesville HS)

ALPHABETICAL ROSTER

No.	Name	Pos.
56 (d)	Adams, Nate	LS
41	Aniebonam, Jesse	DL
34	Ashiru, Jefferson	LB
3	Barry-Pollock, Milan	DB
53	Boulware, Quarvez	OL
90	Braglio, Roman	DL
43	Brooks, Jalen	LB
5	Brown, Wes	RB
9	Burke, Tyler	LB
92	Burkett, Chandler	LB
59 (d)	Carpenter, Christian	LS
25	Carter, Antwaine	DB
23	Carter, Jr., Jermaine	LB
70	Christie, Sean	OL
2 (d)	Cockerille, Shane	FB
2 (d)	Collins, Milan	DB
11 (d)	Conyers, Denzel	DB
87	Cornwell, Michael	WR
15	Craddock, Brad	PK/P
83	Culmer, Malcolm	WR
85	Davenport, Jahrvs	WR
22	Davis, Isaiah	LB
21	Davis, Sean	DB
42 (d)	Dean, Brock	LB
36	Dannah, Elvis	DB
71	Donahue, EJ	OL
55	Doyle, Ryan	OL
54	Dulaney, JaJuan	OL
76	Dunn, Michael	OL
82	Edwards, Avery	TE
31	Egbuaba, Nnamdi	LB
84	Etta-Tawo, Amba	WR
24 (d)	Ezeagwu, Daniel	DB
40	Foreman, Dexter	QB
49 (d)	Franco, Ruben	DL
88	Gallo, P.J.	TE
18	Garman, Daxx	QB
56 (d)	Gillespie, Matt	LB
30	Goins, Jr., Kenneth	RB
86	Gray, Andrew	TE
75	Gray, Derwin	OL
3 (d)	Greene, Adam	PK
60	Grommer, Stephen	OL
48	Hayward, Derrick	TE
19	Hendy, A.J.	DB
27	Hill, Alvin	DB
11 (d)	Hills, Perry	QB
59 (d)	Howard, Keiron	DL
44	Isaacs, Andrew	TE
8	Jacobs, Levern	WR
12	Jacobs, Taivon	WR
99	Jefferson, Quinton	DL
6 (d)	Johnson, Ty	RB
52	Jones, Malik	DL
47	Keihn, Melvin	DL
96	Kulka, Brett	DL
13	Lane, DeAndre	WR
4	Likely, William	DB
49 (d)	Little, Gus	LB
46	Logan, Abner	LB
69	Marchese, Joe	OL
77	McClain, Will	OL
68	McKennie, Ellis	OL

2015 MARYLAND FOOTBALL

No.	Name	Pos.	No.	Name	Pos.	Ht.	Wt.	Cl.	Exp.	Hometown (High School/Last School)
91	McLean, Adam	DL	56 (d)	Nate Adams	LS	6-0	220	So.	1V	Phoenix, Ariz. (Greenway HS)
42 (d)	Miles, Tehuti	RB	56 (d)	Matt Gillespie	LB	6-1	241	Fr.	RS	Towson, Md. (Loyola Blakefield HS)
63	Minter, Mike	OL	57	Kingsley Opara	DL	6-3	305	So.	SQ	Jacksonville, Fla. (Mandarin HS)
64	Moore, Brendan	OL	58	Damian Prince	OL	6-3	328	Fr.	RS	Washington, D.C. (Bishop McNamara HS)
1	Moore, D.J.	WR	59 (d)	Christian Carpenter	LS	5-11	217	Jr.	2V	Brentwood, Tenn. (Brentwood Academy)
6 (d)	Morton, Zac	RB	59 (d)	Keiron Howard	DL	6-3	289	Fr.	HS	Fort Washington, Md. (Potomac HS)
50	Mulrooney, Evan	OL	60	Stephen Grommer	OL	6-4	309	Sr.	SQ	Spartanburg, S.C. (Spartanburg HS)
7 (d)	Ngakoue, Yannick	DL	61	Mbi Tanyi	LB	6-1	280	Fr.	HS	Hosuton, Texas (George Bush HS)
20	Nixon, Anthony	DB	63	Mike Minter	OL	6-3	305	So.	SQ	Severna Park, Md. (Severna Park HS)
51	Oliveira, Matt	LS	64	Brendan Moore	OL	6-3	295	Fr.	RS	Austin, Texas (Westwood HS)
57	Opara, Kingsley	DL	65	Mason Zimmerman	OL	6-5	310	Fr.	HS	Whitehouse, Ohio (Anthony Wayne HS)
58	Prince, Damian	OL	66	Andrew Zeller	OL	6-5	316	Sr.	3V	Red Lion, Pa. (Red Lion Senior HS)
95	Pritchard, Nicolas	P/PK	67	David Shaw	DL	6-4	307	So.	1V	Spring Grove, Pa. (Spring Grove HS)
29 (d)	Riddle, Joe	RB	68	Ellis McKennie	OL	6-3	315	Fr.	HS	McSherrytown, Pa. (McDonogh School)
89	Roca, Eric	TE	69	Joe Marchese	OL/LS	6-3	281	So.	SQ	Vernon Hills, Ill. (Adlai E. Stevenson HS)
45	Ross, Brandon	RB	70	Sean Christie	OL	6-4	310	Fr.	RS	Medford, N.Y. (Patchogue-Medford HS)
32	Ross, Jarrett	DB	71	EJ Donahue	OL	6-3	320	Fr.	HS	Monrovia, Md. (Linganore HS)
7 (d)	Rowe, Caleb	QB	74	Tyler Smith	OL	6-2	310	Fr.	HS	Clarksville, Md. (River Hill HS)
16	Rubinowicz, Nicholas	P	75	Derwin Gray	OL	6-5	328	Fr.	RS	Wash., D.C. (Friendship Collegiate/Fork Union)
93	Saine, Oseh	DL	76	Michael Dunn	OL	6-5	312	Jr.	2V	Bethesda, Md. (Whitman HS)
26	Savage, Darnell	DB	77	Will McClain	OL	6-5	305	Fr.	HS	Middletown, Md. (Middletown HS)
14	Shaffer, Gage	QB	78	Ty Tucker	DL	6-2	285	Jr.	SQ	Walkersville, Md. (Walkersville HS)
67	Shaw, David	DL	79	Maurice Shelton	OL	6-3	304	Jr.	SQ	Greenbelt, Md. (Eleanor Roosevelt HS)
79	Shelton, Maurice	OL	82	Avery Edwards	TE	6-4	234	Fr.	HS	Raleigh, N.C. (Ravenscroft HS)
38 (d)	Shrader, Lee	P	83	Malcolm Culmer	WR	5-11	185	Jr.	2V	Willingboro, N.J. (Willingboro HS)
35	Smith, Marcus	RB	84	Amba Etta-Tawo	WR	6-1	200	Jr.	2V	Powder Springs, Ga. (McEachern HS)
74	Smith, Tyler	OL	85	Jahrvs Davenport	WR	5-9	193	Fr.	HS	Tampa, Fla. (Robinson HS)
33	Stefanelli, Andrew	RB	86	Andrew Gray	TE	6-2	230	Fr.	RS	Chardon, Ohio (Chardon HS)
97	Sutton, Daniel	P/PK	87	Michael Cornwell	WR	6-2	215	Fr.	HS	Owings Mills, Md. (McDonogh School)
61	Tanyi, Mbi	LB	88	P.J. Gallo	TE	6-2	250	Jr.	2V	Holland, Pa. (Council Rock HS South)
37	Thompson, Avery	LB	89	Eric Roca	TE	6-3	230	So.	SQ	San Juan, Puerto Rico (St. John's School)
78	Tucker, Ty	DL	90	Roman Braglio	DL	6-2	262	Jr.	2V	Owings Mills, Md. (McDonogh HS)
95	Ukandu, Azubuike	DL	91	Adam McLean	DL	6-1	315	Fr.	HS	Gaithersburg, Md. (Quince Orchard HS)
10	Ulmer, Will	QB	92	Chandler Burkett	LB	6-3	240	So.	SQ	Panama City, Fla. (Bozeman HS)
24 (d)	Ventura, J.T.	DB	93	Oseh Saine	DL	6-2	286	Fr.	HS	Worcester, Mass. (Lincoln HS/Worcester Acad.)
39	Walker, Cavon	DL	95 (d)	Nicolas Pritchard	P/PK	5-10	220	Fr.	HS	New Egypt, N.J. (New Egypt HS)
17	Woods, Josh	DB	95 (d)	Azubuike Ukandu	DL	6-0	307	Jr.	SQ	Towson, Md. (Towson HS)
38 (d)	Zanotto, Brett	LB	96	Brett Kulka	DL	6-4	254	Fr.	RS	Edinboro, Pa. (General McLane HS)
66	Zeller, Andrew	OL	97	Daniel Sutton	P/PK	6-0	165	So.	TR	New Hope, Pa. (New Hope Solebury HS/Towson)
65	Zimmerman, Mason	OL	99	Quinton Jefferson	DL	6-3	289	RJr.	2V	Pittsburgh, Pa. (Woodland Hills HS)

Key: (d) indicates duplicate number; RS indicates redshirted in 2013; SQ indicates has been eligible to play at least one season, but has not earned a letter; HS indicates high school; TR indicates transfer

Pronunciation Guide

Player	Pronunciation	Player	Pronunciation	Coach	Pronunciation
Jesse Aniebonam	ANN-e-bon-um	Melvin Keihn	like "cane"	Greg Studrawa	STU-draw-uh
Quarvez Boulware	KWAH-vez	Yannick Ngakoue	IN-gah-kway		
Antwaine Carter	Antoine	Kingsley Opara	O-par-ah		
Jahrvs Davenport	JAR-vis	Nicholas Rubinowicz	Rew-bin-oh-witz		
Nnamdi Egbuaba	e-GUA-ba	Oseh Saine	OH-say SANE		
Amba Etta-Tawo	AUM-buh eh-TA TAH-wa	Mbi Tanyi	EM-bee TIE-yan		
Daniel Ezeagwu	EZZ-a-gow-wu	Azubuike Ukandu	oz-ah-BOO-key u-CAN-do		
Keiron Howard	KEY-ron	Cavon Walker	SAY-von		



RANDY EDSALL

Head Coach
Syracuse '80 • Fifth Year at Maryland

Randy Edsall enters his fifth season as head football coach at the University of Maryland, leading a program that has earned back-to-back postseason bowl berths and continues to make great strides both on and off the field.

Edsall was named the 34th coach in Maryland football history in January 2011. Since taking over, Edsall and his staff have placed a strong emphasis on recruiting the local Maryland/Washington, D.C. market, which is heavily recruited by schools across the nation and is considered a football hotbed. The result of this focus was the signing of 81 athletes, 42 from the area, since 2012. Edsall and his staff have recruited classes ranked in the top 35 nationally by Rivals.com in two of

"Randy Edsall is an excellent football coach. He teaches and believes in the physical nature of the game. He is a great recruiter and his success at Connecticut earned his program compliments and recognition from college football's finest coaches. Randy is a very positive thinking person, and perhaps his greatest attribute is his persistence. He will persevere and he will win at Maryland and he will do it the right way!"
 - Tom Coughlin, NY Giants head coach

the last four years, including the 31st overall in 2013.

In addition, under Edsall's direction the football program's Athletic Progress Rate (APR) has reached all-time highs. The football team's APR, which measures eligibility and retention, increased its multi-year score from 922 (2009-2010) to 950 (2012-2013) and recently to an all-time best of 973 (2013-2014). In addition, its single-year score increased from 905 to 977 and to its most recent single-year score of 991. The multi-year score of 973 and single-year score of 991 are program bests since the APR's inception in 2003. In addition, 21 student-athletes claimed a spot on the All-Big Ten Academic Team.

On the field, Edsall led Maryland into a new era in 2014, with its first season in the Big Ten. Maryland finished the regular season with an impressive 5-1 record away from College Park, leading the Big Ten in road wins. The five road victories were the most for a Terrapin team since 1984. Maryland posted its first-ever road victory at Penn State and its first-ever win against Michigan to punctuate its first season in the conference, which concluded with an appearance in the Foster Farms Bowl. Maryland finished the season 7-6 securing its first back-to-back winning seasons since 2002-03.

In 2014, eight Maryland players earned all-conference honors, the most ever under Edsall, and Brad Craddock earned Maryland's first individual national honor since 2002 by winning the 23rd Lou Groza Award for the nation's top kicker. In addition, 21 student-athletes claimed a spot on the All-Big Ten Academic Team.

The Maryland program continued its ascent in 2013 totaling seven victories and earning its first bowl appearance since 2010 (2013 Military Bowl). Offensively, the Terps passed for over 3,000 yards for only the fourth time in program history and the first time since 1994. Additionally, Maryland totaled over 500 yards of offense in its first three games, the first time that has happened since 1983.

On the defensive side of the ball, the Terps attacked opposing offenses and tied for third in the ACC in sacks (37) and averaged 2.85 sacks per game, tied for the 18th most in the nation. The unit also excelled on third down holding opponents to a 34.2 conversion rate, which was the 21st-best mark nationally.

Prior to coming to College Park, Edsall, a native of nearby Glen Rock, Pa, spent 12 seasons coaching the University of Connecticut Huskies where he took the program from FCS (formerly I-AA) to five bowl games, including a BCS bowl. The 2010 Big East Coach of the Year led the Huskies to a 33-19 record over his last four seasons there, including two bowl victories with his leadership resulting in UConn being the first program ever to go from FBS newcomer to BCS bowl participant in just seven seasons.

Edsall departed UConn as the school's all-time leader in career wins (74) and most games coached (144). He was a two-time recipient of the prestigious Bowl Championship Division Head Coach of the Year in New England by the Gridiron Club of Greater Boston (2007, 2010).

During his tenure at UConn, the Huskies finished in the top-20 nationally for total offense twice (2003, 2004) and total defense three times (2002, 2005, 2008). Under Edsall's guidance Connecticut defeated teams from the ACC, Big Ten, Big East, Big 12, C onference USA and the SEC.

In 2007, as Edsall continued to grow the program to prominence, the Huskies earned their first-ever national rankings peaking at No. 13 in the BCS standings in November. That year, they became just the second Big East team ever to go 7-0 at home and defeat three teams at home that were ranked in the top-10 during the season.

Off the field, just as he is doing at Maryland, Edsall's teams were strong in the classroom as well. In 2007, 2008 and 2009, UConn was recognized by the American Football Coaches Association for its high graduation rate. In 2003, UConn was the only public Division I-A school to graduate at least 90 percent of its football players and in 2005, it was one of only eight schools to both graduate 70 percent and win a bowl game.

When Edsall was named the head coach at Connecticut on December 21, 1998 he brought 19 years of coaching experience with him. He earned the job at Connecticut after a year as the defensive coordinator at Georgia Tech where the 14th-ranked Yellow Jackets went 9-2.

Prior to his season at Georgia Tech, Edsall spent three seasons under two-time Super Bowl Champion coach Tom Coughlin as the secondary coach for the NFL's Jacksonville Jaguars. During his time in Jacksonville, the expansion Jaguars reached the playoffs twice, including a berth in the 1996 AFC Championship Game.

Edsall began his coaching career in 1980 at his alma mater, Syracuse University. The former quarterback at Syracuse started as a graduate assistant (1980-82) before joining the staff in 1983 overseeing the running backs under head coach Dick MacPherson. Edsall oversaw the running backs for three years (1983-84 and 1986) and oversaw the tight ends in 1985 before making the switch to defense.

He coached the Syracuse defensive backs from 1987-90 and during that time the Orangemen were ranked among the Division I-A leaders in pass defense. After the 1990 season, Tom Coughlin, then coach of Boston College, hired Edsall to coach the defensive backs at BC.

The Edsall File

Full Name	Randy Douglas Edsall
Date of Birth	August 27, 1958
Hometown	Glen Rock, Pa.
Alma Mater	Syracuse, '80
Family	Wife, Eileen; Daughter, Alexi; Son, Corey
Playing Experience	Quarterback at Syracuse
Years in Coaching (College)	35 (31)

Coaching Experience

Maryland	Head Coach
2011-	

Connecticut	Head Coach
1999-2010	

Georgia Tech	Assistant Coach - Defensive Coordinator/Defensive Backs
1998	

Jacksonville Jaguars (NFL)	Assistant Coach - Defensive Backs
1994-97	

Boston College	Assistant Coach - Defensive Backs
1991-93	

Syracuse	Assistant Coach - Recruiting Coordinator/Defensive Backs
1989-90	
1987-88	Assistant Coach - Defensive Backs
1986	Assistant Coach - Running Backs
1985	Assistant Coach - Tight Ends
1983-84	Assistant Coach - Running Backs
1980-82	Graduate Assistant

Edsall was a three-year letter winner in football, basketball and baseball at Susquehannock High School (Pa.) and was an all-state selection in all three sports as a senior, which led to induction into the York Area Sports Hall of Fame.

At Syracuse, he earned a bachelor's degree in physical education in 1980 and a master's degree in health and physical education in 1982.

Edsall and his wife, Eileen met at Syracuse University where she was a basketball and volleyball standout who was later inducted into the Syracuse University Hall of Fame. They have a daughter, Alexi and a son, Corey.

MARYLAND COACHING STAFF

OFFENSE



MIKE LOCKSLEY (Booth)
 Offensive Coordinator/Quarterbacks
 5th Year (10th overall) at Maryland (Towson, 1992)

- Offense averaged 28.5 points for first time in four seasons in 2014.
- Former quarterback C.J. Brown was responsible for 58 TDs in career - most in Maryland history.
- Named a top-25 recruiter by Rivals.com five times.



JOHN DUNN (Booth)
 Tight Ends/Recruiting Coordinators
 Fifth Year at Maryland (North Carolina, 05)

- Helped bring in a top-35 recruiting class in two of the last four years.
- Played quarterback and tight end at UNC.
- Served as a grad assistant at LSU prior to time at Maryland.



GREG STUDRAWA (Field)
 Offensive Line
 Second Year at Maryland (Bowling Green State, 1987)

- 26 years of collegiate coaching experience.
- Coached seven seasons at LSU including two as offensive coordinator before coming to UMD.
- Helped LSU to a national title and five SEC titles.
- Coached eight All-SEC performers and two All-Americans.



KEENAN MCCARDELL (Field)
 Wide Receivers
 Second Year at Maryland (UNLV, 1991)

- Spent 19 seasons in the NFL, 17 as a player.
- Two-time Pro Bowl selection and Super Bowl Champion.
- Coached the WRs for the Washington Redskins in 2010 and 2011.



TERRY RICHARDSON (Field)
 Running Backs
 First Year at Maryland (Syracuse, 1994)

- Spent four season in NFL as running back with Cincinnati, Philadelphia, Kansas City and Philadelphia.
- Coached RBs for Jacksonville Jaguars from 2013-14.
- RB coach under Randy Edsall at UConn from 1999-2010.

DEFENSE



KEITH DUDZINSKI (Field)
 Defensive Coordinator/Inside Linebackers
 Fifth Year at Maryland (New Haven, 1991)

- Named defensive coord. prior to 2015 season.
- Has coached five All-Americans in his career.
- Helped UMass reached the FCS title game in 2006.
- Led Minutemen defense that led the nation in scoring defense in 2005.



LYNDON JOHNSON (Booth)
 Assistant Head Coach/Outside Linebackers
 Fifth Year at Maryland (Connecticut, 1992)

- Is in his 15th season with head coach Randy Edsall.
- Helped Yannick Ngakoue earn All-Big Ten in 2014.
- Named assistant head coach prior to the 2014 season.



CHAD WILT (Field)
 Defensive Line
 Second Year at Maryland (Taylor, 1991)

- Coached Darius Kilgo in 2014 - 6th rd pick by Denver Broncos.
- Spent 2011-13 at Ball State as DL coach.
- Coached five All-Americans at Liberty from 2006-08.



DARRELL PERKINS (Booth)
 Defensive Backs
 First Year at Maryland (Wyoming, 1990)

- In 2014, spent season as cornerbacks coach at Old Dominion University.
- Coached at UConn from 2010-13 as defensive backs coach - under Randy Edsall in 2010.

THE BIG TEN CONFERENCE 2015 STANDINGS

EAST DIVISION	BIG TEN						OVERALL						Nu	Div.	Streak
	W	L	For	Opp	Hm	Rd	W	L	For	Opp	Hm	Rd			
Rutgers	0	0	0	0	0-0	0-0	1	0	63	13	1-0	0-0	0-0	0-0	Won 1
Maryland	0	0	0	0	0-0	0-0	1	0	50	21	1-0	0-0	0-0	0-0	Won 1
Indiana	0	0	0	0	0-0	0-0	1	0	48	47	1-0	0-0	0-0	0-0	Won 1
Ohio State	0	0	0	0	0-0	0-0	1	0	42	24	0-0	1-0	0-0	0-0	Won 1
Michigan State	0	0	0	0	0-0	0-0	1	0	37	24	0-0	1-0	0-0	0-0	Won 1
Michigan	0	0	0	0	0-0	0-0	0	1	17	24	0-0	0-1	0-0	0-0	Lost 1
Penn State	0	0	0	0	0-0	0-0	0	1	10	27	0-0	0-1	0-0	0-0	Lost 1

WEST DIVISION	W	L	For	Opp	Hm	Rd	W	L	For	Opp	Hm	Rd	Nu	Div.	Streak
Illinois	0	0	0	0	0-0	0-0	1	0	52	3	1-0	0-0	0-0	0-0	Won 1
Iowa	0	0	0	0	0-0	0-0	1	0	31	14	1-0	0-0	0-0	0-0	Won 1
Northwestern	0	0	0	0	0-0	0-0	1	0	16	6	1-0	0-0	0-0	0-0	Won 1
Purdue	0	0	0	0	0-0	0-0	0	1	31	41	0-0	0-1	0-0	0-0	Lost 1
Nebraska	0	0	0	0	0-0	0-0	0	1	28	33	0-1	0-0	0-0	0-0	Lost 1
Minnesota	0	0	0	0	0-0	0-0	0	1	17	23	0-1	0-0	0-0	0-0	Lost 1
Wisconsin	0	0	0	0	0-0	0-0	0	1	17	35	0-0	0-1	0-0	0-0	Lost 1

THIS WEEK IN THE BIG TEN

WEEK 2 SCHEDULE

Saturday, September 12

Oregon State at Michigan (ABC)	Noon
Western Illinois at Illinois (BTN)	Noon
Bowling Green at Maryland (BTN)	Noon
Buffalo at Penn State (ESPN2)	Noon
Indiana State at Purdue (ESPNews)	Noon
Miami (OH) at Wisconsin (ESPNU)	Noon
Minnesota at Colorado State (CBSSN)	3:30 p.m.
Washington State at Rutgers (ESPNU)	3:30 p.m.
Hawaii at Ohio State (BTN)	3:30 p.m.
Eastern Illinois at Northwestern (ESPNews)	4:00 p.m.
Iowa at Iowa State (Fox)	4:45 p.m.
South Alabama at Nebraska (BTN)	8:00 p.m.
FIU at Indiana (BTN)	8:00 p.m.
Oregon at Michigan State (ABC)	8:00 p.m.

2015 BIG TEN PLAYERS OF THE WEEK

Specialist of the Week William Likely, Week 1

2015 NATIONAL WEEKLY HONORS

Paul Hornung Honor Roll William Likely, Week 1

MARYLAND'S RECORD WHEN...

MD's Record In...

September	1-0
October	0-0
November	0-0

MD's Conference Record...

At home	0-0
On the road	0-0
Neutral	0-0

MD's Non-Conference Record...

At home	1-0
On the road	0-0
Neutral	0-0

MD vs. Ranked Teams...

At home	0-0
On the road	0-0
Neutral	0-0

MD's Record in Games...

Decided by 1-3 points	0-0
4-7 points	0-0
8-10 points	0-0
11-19 points	0-0
20-29 points	0-0
30+ points	1-0

MD's Record When Scoring...

10 or fewer points	0-0
11-19 points	0-0
20-29 points	0-0
30+ points	1-0

MD's Record When Allowing...

10 or fewer points	0-0
11-19 points	0-0
20-29 points	1-0
30+ points	0-0

MD's Record in Games...


During the day	1-0
At night	0-0
Scoring first	1-0
Opponent scores first	0-0
Leading after the 1st quarter	1-0
Trailing after the 1st quarter	0-0
Tied after the 1st quarter	0-0
Leading at halftime	1-0
Trailing at halftime	0-0
Tied at halftime	0-0
Leading after the 3rd quarter	1-0
Trailing after the 3rd quarter	0-0
Tied after the 3rd quarter	0-0
In overtime	0-0

MD's Record When...

100-yard rusher	1-0
100-yard receiver	0-0
300-yard passer	0-0
Less than 300 yards total offense	0-0
300-399 yards total offense	0-0
400-499 yards total offense	1-0
500+ yards total offense	0-0
Committing fewer turnovers	0-0
Committing more turnovers	1-0
Turnovers are equal	0-0
No turnovers committed	0-0

MD's Record When Allowing...

100-yard rusher	0-0
100-yard receiver	0-0
300-yard passer	0-0
Less than 300 yards total offense	1-0
300-399 yards total offense	0-0
400-499 yards total offense	0-0
500+ yards total offense	0-0



The Last Time ...

Kickoff Returned for TD

Maryland – William Likely (100 yards) vs. Stanford, 12-30-14
Opponent – Sammy Watkins (89 yards), Clemson, 10-15-11

Blocked Punt Returned for TD

Maryland – Avery Thompson (0 yards) at USF, 09-06-14
Opponent – David Carter (10 yards), W. Virginia, 09-19-98

Punt Returned for TD

Maryland – William Likely (67 yards) vs. Richmond, 09-05-15
Opponent – Nick Williams (58 yards), Connecticut, 09-17-12

Interception Returned for TD

Maryland – William Likely (45 yards) vs. Iowa, 10-18-14
Opponent – RJ Williamson (22 yards), Michigan State, 11-15-14

Two Interceptions Returned for TD

Maryland – Ryan Donohue (25 yards), Kenny Tate (8 yards), vs. Wake Forest, 10-30-10
Opponent – N/A

Fumble Returned for TD

Maryland – Dexter McDougle (66 yards), NC State, 11-26-11
Opponent – Auggie Sanchez (21 yards), USF, 09-06-14

Recorded a Safety

Maryland – at Connecticut, 09-14-13 (M. Whitfield forces intentional grounding on Connecticut quarterback Chandler Whitmer)
Opponent – West Virginia, 9-13-14 (Blocked punt rolled through the back of the end zone)

Blocked a Punt

Maryland – Anthony Nixon at Syracuse, 09-20-14
Opponent – Jarrod Harper, West Virginia, 09-13-14

Blocked Two Punts

Maryland – LaQuan Williams and Nick Peterson vs. Wake Forest, 10-30-10
Opponent – N/A

Blocked a Field Goal

Maryland – Darius Kilgo vs. West Virginia, 9-13-14
Opponent – Markus Kuhn, NC State, 11-26-11

Blocked a PAT

Maryland – Marcus Whitfield vs. Boston College, 11-23-13
Opponent – Antoni Allison, East Carolina, 12-29-10

Player Passed for 6 TDs

Maryland – None
Opponent – Chris Weinke (6, 5, 6, 30, 26, 28), at Florida State, 11-13-99

Player Scored 5 TDs

Maryland – Bob Shemonski (22 rush, 26 rush, 82 PR, 4 rush, 8 rush) vs. Va. Tech, 11-07-50
Opponent – Bernard Pierce (1 rush, 9 rush, 4 rush, 44 rush, 13 rush) vs. Temple, 09-24-11

Player Passed for 5 TDs

Maryland – Scott Milanovich (5, 14, 27, 5, 12) vs. NC State, 11-5-94
Opponent – Jameis Winston (5, 8, 21, 12, 21), Florida State, 10-5-13

Player Scored 4 TDs

Maryland – D.J. Adams (1 rush, 1 rush, 1 rush, 4 rush) vs. East Carolina, 12-29-10
Opponent – Bernard Pierce (1 rush, 9 rush, 4 rush, 44 rush, 13 rush) vs. Temple, 09-24-11

Player Scored 4 Rushing TDs

Maryland – D.J. Adams (1, 1, 1, 4) vs. East Carolina, 12-29-10
Opponent – Bernard Pierce (1 rush, 9 rush, 4 rush, 44 rush, 13 rush) vs. Temple, 09-24-11

Player Passed for 4 TDs

Maryland – Danny O'Brien (11, 10, 12, 71), vs. NC State, 11-27-10
Opponent – Gary Nova (7, 1, 8, 10), Rutgers, 11-29-14

Player Scored 3 TDs

Maryland – C.J. Brown (11 rush, 8 rush, 2 rush) vs. James Madison, 08-30-14
Opponent – Melvin Gordon (6 rush, 1 rush, 3 rush), Wisconsin, 10-25-14

Player Scored 3 Rushing TDs

Maryland – C.J. Brown (11, 8, 2) vs. James Madison, 08-30-14
Opponent – R. Wright (1 rush, 3 rush, 1 rush), Wisconsin, 12-30-14

Player Passed for 3 TDs

Maryland – Perry Hills (42, 12, 56) vs. West Virginia, 09-22-12
Opponent – Gary Nova (7, 1, 8, 10), Rutgers, 11-29-14

Player Scored 3 Receiving TDs

Maryland – Torrey Smith (11, 10, 12, 71) vs. NC State, 11-27-10
Opponent – Tavon Austin (44, 24, 34) vs. West Virginia, 09-22-12

Three Players Scored 2 TDs

Maryland – Jermaine Lewis (5 rec, 27 rec), Mancel Johnson (14 rec, 12 rec), Geroy Simon (94 KOR, 5 rec) vs. NC State, 11-05-94
Opponent – Kelvin Benjamin (1 rush, 17 rush), Nick O'Leary (8 rec, 12 rec.), Karlos Williams (1 run, 17 run), Florida State, 10-05-13

Two Players Scored 2 TDs

Maryland – D.J. Adams (1 rush, 1 rush, 4 rush), Da'Rel Scott (61 rush, 91 rush) vs. East Carolina, 12-29-10
Opponent – R. Wright (1 rush, 3 rush, 1 rush), D. Cajuste (8 pass, 9 pass), Stanford, 12-30-14

Touchdown Pass By a Non-Quarterback

Maryland – Stefan Diggs, 8-yarder to Matt Furstenburg, at North Carolina, 11-24-12
Opponent – Michael Campanaro, 4-yarder to Tanner Price, Wake Forest, 10-19-13

50-Yd. Field Goal

Maryland – Brad Craddock (50 yards) vs. Rutgers, 11-29-14
Opponent – Griffin Oakes (58 yards), Indiana, 09-27-14

45-Yd. Field Goal

Maryland – Brad Craddock (57 yards) vs. Ohio State, 10-04-14
Opponent – Sam Ficken (48 yards), Penn State, 11-01-14

Five Field Goals

Maryland – Dale Castro (45, 29, 18, 32, 42) vs. Mississippi State, 09-22-79
Opponent – Nicholas Setta (51, 32, 18, 46, 24), Notre Dame, 08-31-02

Four Field Goals

Maryland – Nick Ferrara (24, 29, 28, 32) vs. Miami, 09-05-11
Opponent – Sam Ficken (47, 25, 46, 48), Penn State, 11-01-14

Three Field Goals

Maryland – Brad Craddock (34, 31, 30) vs. Richmond, 09-05-15
Opponent – Matt Wile (22, 33, 26), Michigan, 11-22-14

Three Field Goals 45 Yards or More

Maryland – None
Opponent – Sam Ficken (47, 46, 48), Penn State, 11-01-14

Three Field Goals 40 Yards or More

Maryland – None
Opponent – Sam Ficken (47, 46, 48), Penn State, 11-01-14

Two Field Goals 45 Yards or More

Maryland – Brad Craddock (48, 48) at Indiana, 09-27-14
Opponent – Sam Ficken (47, 46, 48), Penn State, 11-01-14

Two Field Goals 40 Yards or More

Maryland – Brad Craddock (48, 48) at Indiana, 09-27-14
Opponent – Sam Ficken (47, 46, 48), Penn State, 11-01-14

Four Field Goals 30 Yards or More

Maryland – Nick Novak (54, 34, 31, 48) vs. Duke, 10-11-03
Opponent – None

Three Field Goals 30 Yards or More

Maryland – Brad Craddock (34, 31, 30) vs. Richmond, 09-05-15
Opponent – Sam Ficken (47, 46, 48), Penn State, 11-01-14

Two-Point Conversion by Rush

Maryland – Davin Meggett vs. West Virginia, 09-17-11
Opponent – Drew Dudzik, James Madison, 09-12-09

Two-Point Conversion by Pass

Maryland – C.J. Brown to Derrick Hayward vs. Michigan State, 11-15-14
Opponent – Chandler Whitmer to Jeremy Davis, at Connecticut, 09-14-13

Missed PAT (kick)

Maryland – Brad Craddock vs. Richmond, 09-05-15
Opponent – David Scully, Georgia Tech, 11-3-12

Defensive Extra-Point

Maryland – Anthony Nixon (98-yd. PAT return) vs. Boston College, 11-23-13
Opponent – L. Grant (100-yd. interception return), Duke, 10-26-96

40 Rushing Attempts

Maryland – Charlie Wysocki (50-217) at Duke, 10-25-80
Opponent – Montel Harris (41-142), Boston College, 11-28-09

30 Rushing Attempts

Maryland – Lance Ball (32-109), vs. Boston College, 11-10-07
Opponent – Andre Williams (32-263), Boston College, 11-23-13

30 Rushing Attempts in One Half

Maryland – Charlie Wysocki (32) at Duke, 10-25-80

300 Rushing Yards

Maryland – LaMont Jordan (37-306) vs. Virginia, 11-20-99
Opponent – John Leach (46-329), Wake Forest, 11-20-93

200 Rushing Yards

Maryland – Da'Rel Scott (13-201) vs. East Carolina, 12-29-10
Opponent – Andre Williams (32-263), Boston College, 11-23-13

150 Rushing Yards

Maryland – Brandon Ross (18-150) vs. Richmond, 09-05-15
Opponent – Terrel Hunt (23-156), Syracuse, 09-20-14

100 Rushing Yards

Maryland – Brandon Ross (18-150) vs. Richmond, 09-05-15
Opponent – Jeremy Langford (25-139), Michigan State, 11-15-14

100 Rushing Yards by a Quarterback

Maryland – C.J. Brown (13-107) vs. Rutgers, 11-29-14
Opponent – Terrel Hunt (23-156), Syracuse, 09-20-14

Two Players with 100 Rushing Yards

Maryland – Brandon Ross (108) and C.J. Brown (107) vs. Rutgers, 11-29-14
Opponent – Yvenson Bernard (177) and James Rodgers (115), Oregon State, 12-28-07

Three Players with 100 Rushing Yards

Maryland – Richard Jennings (136), Steve Atkins (126) and Jamie Franklin (105) vs. Virginia, 11-22-75

90-Yd. TD Run

Maryland – Da'Rel Scott (91) vs. East Carolina, 12-29-10

80-Yd. TD Run

Maryland – Da'Rel Scott (91) vs. East Carolina, 12-29-10

75-Yd. TD Run

Maryland – C.J. Brown (75) vs. West Virginia, 9-13-14

75-Yd. Non-Scoring Run

Maryland – Darrius Heyward-Bey (76), at Clemson, 09-27-08

50-Yd. Non-Scoring Run

Maryland – C.J. Brown (64) vs. FIU, 08-31-13
Opponent – Joe Kerridge (52), Michigan, 11-22-14

50-Yd. TD Run

Maryland – C.J. Brown (75) vs. West Virginia, 9-13-14
Opponent – Tanner McEvoy (60), Wisconsin, 10-25-14

50 Pass Attempts

Maryland – Danny O'Brien (34-52-3, 289, 1 TD) vs. West Virginia, 09-17-11
Opponent – Jake Rudock (32-56-1, 317, 2 TD), Iowa, 10-18-14

40 Pass Attempts

Maryland – C.J. Brown (20-43-3) vs. Michigan State, 11-15-14
Opponent – Gary Nova (28-42-0, 347, 4), Rutgers, 11-29-14

35 Pass Attempts

Maryland – C.J. Brown (20-43-3) vs. Michigan State, 11-15-14
Opponent – Gary Nova (28-42-0, 347, 4), Rutgers, 11-29-14

40 Pass Completions

Maryland – Scott Milanovich (46-62-1, 380, 1 TD) at Florida St., 11-18-95

30 Pass Completions

Maryland – Danny O'Brien (34-52-3, 289, 1 TD) vs. West Virginia, 09-17-11
Opponent – Jake Rudock (32-56-1, 317, 2 TD), Iowa, 10-18-14

25 Pass Completions

Maryland – Danny O'Brien (34-52-3, 289, 1 TD) vs. West Virginia, 09-17-11
Opponent – Gary Nova (28-42-0, 347, 4), Rutgers, 11-29-14

400 Passing Yards

Maryland – Danny O'Brien (417) vs. NC State, 11-27-10
Opponent – Clint Trickett (511), West Virginia, 9-13-14

300 Passing Yards

Maryland – Caleb Rowe (332) vs. Virginia, 10-26-13
Opponent – Gary Nova (347), Rutgers, 11-29-14

250 Yards Passing

Maryland – C.J. Brown (280) at Syracuse, 09-20-14
Opponent – Gary Nova (347), Rutgers, 11-29-14

10 Receptions

Maryland – Stefon Diggs (10-138) vs. Stanford, 12-30-14
Opponent – Kevin White (13-216) and Mario Alford (11-131), West Virginia, 9-13-14

Two Players with 10 Receptions

Maryland – Walt Williams (11-84) and Geroy Simon (10-80) at Syracuse, 11-19-94
Opponent – Kevin White (13-216) and Mario Alford (11-131), West Virginia, 9-13-14

100 Receiving Yards

Maryland – Stefon Diggs (10-138) vs. Stanford, 12-30-14
Opponent – Janarion Grant (8-105), Rutgers, 11-29-14

Two Players with 100 Receiving Yards

Maryland – Stefon Diggs (6-112) and Deon Long (10-108) at Indiana, 09-27-14
Opponent – Kevin White (13-216) and Mario Alford (11-131), West Virginia, 9-13-14

Player with 100 Rushing Yards and 100 Receiving Yards

Opponent – Mikell Simpson (Rushing: 16-119; Receiving: 13-152),
Virginia, 10-20-07

Three Players with 100 Receiving Yards

Maryland – Jason Kremus (119), Mancel Johnson (106) and Russ Weaver (105) at Wake Forest, 11-20-93
Opponent – Janarion Grant (8-105), Leonte Carroo (6-104-2), Andre Patton (8-101-2), Rutgers, 11-29-14

200 Receiving Yards

Maryland – Torrey Smith (14-224), NC State, 11-27-10
Opponent – Kevin White (13-216), West Virginia, 9-13-14

90-Yard TD Reception

Maryland – C.J. Brown to Brandon Ross (90) at Syracuse, 09-20-14
Opponent – Shawn Halloran to Troy Stradford (90), Boston College, 10-11-86

80-Yard TD Reception

Maryland – C.J. Brown to Brandon Ross (90) at Syracuse, 09-20-14
Opponent – Josh Padrick to Samuel Smith (89), FIU, 09-23-06

75-Yard Non-Scoring Reception

Maryland – Caleb Rowe to Brandon Ross (77) vs. Virginia, 10-12-13
Opponent – C. Randolph to Jax Landfried (78), Wake Forest, 12-30-02

75-Yard TD Reception

Maryland – C.J. Brown to Brandon Ross (90) at Syracuse, 09-20-14
Opponent – Chandler Whitmer to Shakim Phillips (75), Connecticut, 09-14-13

50-Yard Non-Scoring Reception

Maryland – C.J. Brown to Deon Long (50) vs. Michigan State, 11-15-14
Opponent – Connor Cook to Keith Mumfry (62), Michigan State, 11-15-14

50-Yard TD Reception

Maryland – C.J. Brown to Amba Etta-Tawo (71) vs. Rutgers, 11-29-14
Opponent – Chase Rettig to Alex Amidon (74), Boston College, 11-23-13

Player Recorded 15 or More Tackles

Maryland – Cole Farrand (18) vs. Michigan State, 11-15-14
Opponent – Danzel White (15), Towson, 10-01-11

Player Recorded 20 or More Tackles

Maryland – Cole Farrand (23) vs. Clemson, 10-26-13
Opponent – N/A

Player Recorded 3.0 or More Sacks

Maryland – Andre Monre (3.0) at Virginia Tech, 11-16-13
Opponent – Jeremiah Attaochu (3.0) vs. Georgia Tech, 11-3-12

Player Recorded 2.0 or More Sacks

Maryland – Quinton Jefferson (2.0) vs. Richmond, 09-05-15
Opponent – J. Vaughters (2.0), Stanford, 12-30-14

Team Gained 300 Rushing Yards

Maryland – vs. Richmond (342), 09-05-15
Opponent – Wisconsin (311), 10-25-14

Team Gained 400 Rushing Yards

Maryland – vs. Virginia (445), 11-20-99
Opponent – Navy (412), 09-06-10

Team Failed to Gain 100 Rushing Yards

Maryland – vs. Stanford (17), 12-30-14
Opponent – Penn State (42), 11-01-14

Team Failed to Gain 50 Rushing Yards

Maryland – vs. Stanford (17), 12-30-14
Opponent – Penn State (42), 11-01-14

Team Failed to Gain 25 Rushing Yards

Maryland – vs. Stanford (17), 12-30-14
Opponent – Boston College (8), 10-27-12

Team Gained 300 Passing Yards

Maryland – at Indiana (361), 09-27-14
Opponent – Rutgers (347), 11-29-14

Team Gained 400 Passing Yards

Maryland – vs. NC State, (417), 11-27-10
Opponent – West Virginia (511), 9-13-14

Team Gained 500 Passing Yards

Maryland – N/A
Opponent – West Virginia (511), 9-13-14

Team Failed to Gain 100 Passing Yards

Maryland – at Clemson (41), 11-10-12
Opponent – West Virginia (62), 09-21-13

Team Failed to Gain 50 Passing Yards

Maryland – at Clemson (41), 11-10-12
Opponent – Georgia Tech (31), 11-3-12

Team Gained 400 Yards of Total Offense

Maryland – Richmond (479), 09-05-15
Opponent – vs. Stanford (414), 12-30-14

Team Gained 500 Yards of Total Offense

Maryland – at Connecticut (501), 09-14-13
Opponent – Wisconsin (527), 10-25-14

Team Gained 600 Yards of Total Offense

Maryland – at Duke (685), 09-25-04
Opponent – West Virginia (694), 9-13-14

Team Failed to Gain 200 Yards of Total Offense

Maryland – at Penn State (196), 11-01-14
Opponent – West Virginia (175), 09-21-13

Scored 50 Points or more

Maryland – Richmond (51), 09-05-15
Opponent – Wisconsin (52), 10-25-14

Scored 50 Points or more (Conference Game)

Maryland – vs. Wake Forest (62-14), 10-30-10
Opponent – Wisconsin (52), 10-25-14

Shutout

Maryland – at Florida State (0-63), 10-05-13
Opponent – West Virginia (37-0), 09-21-13

Shutout (Conference Game)

Maryland – at Florida State (0-63), 10-05-13
Opponent – Wake Forest (26-0), 10-18-08

Terps Played in an Overtime Game

at Virginia Tech (W-1 OT, 27-24), 11-16-13
All-time record in overtime games, 5-3 (2-0 at home, 3-3 on the road)

Team Scored 28 Points or More In a Qtr

Maryland – vs. Rutgers (28, 2nd Qtr.), 11-29-14
Opponent – NC State (35, 4th Qtr.), 11-26-11

Team Scored 21 Points or More In a Qtr

Maryland – Richmond (21, 4th Qtr.), 09-05-15
Opponent – Stanford (21, 2nd Qtr.), 12-30-14

MARYLAND SINGLE GAME, SEASON & CAREER RECORDS

RUSHING RECORDS

Career Yards

1.	LaMont Jordan, 1997-00	4,147
2.	Charlie Wysocki, 1978-81	3,317
3.	Steve Atkins, 1975-78	2,971
4.	Lance Ball, 2004-07	2,487
5.	Bruce Perry, 1999, 2001-03	2,424
6.	Rick Badanjek, 1982-85	2,417
7.	Davin Meggett, 2008-11	2,411
8.	Da'Rel Scott, 2007-10	2,401
9.	Louis Carter, 1972-74	2,266
10.	Alvin Blount, 1983-86	2,158
11.	Willie Joyner, 1980-83	2,140
12.	Josh Allen, 2002-03, 2005-06	1,958
13.	Billy Lovett, 1966-68	1,913
14.	Ed Modzelewski, 1949-51	1,893
15.	Mark Mason, 1990-93	1,807
...	Brandon Ross, 2012-	1,735

Season Yards

1.	LaMont Jordan (Jr.), 1999	1,632
2.	Charlie Wysocki (Jr.), 1980	1,359
3.	Steve Atkins (Sr.), 1978	1,261
4.	Bruce Perry (So.), 2001	1,242
5.	Chris Downs (Sr.), 2002	1,154
6.	Charlie Wysocki (So.), 1979	1,140
7.	Da'Rel Scott (So.), 2008	1,133
8.	Willie Joyner (Jr.), 1982	1,039
9.	Louis Carter (Sr.), 1974	991
10.	Billy Lovett (Sr.), 1968	963
11.	Art Seymore (So.), 1970	945
12.	Josh Allen (So.), 2003	922
13.	LaMont Jordan (Sr.), 2000	920
14.	Willie Joyner (Sr.), 1983	908
15.	LaMont Jordan (So.), 1998	906

Single-Game Yards

1.	LaMont Jordan vs. Virginia, 1999	306
2.	Bruce Perry vs. Wake Forest, 2001	276
3.	Josh Allen vs. Virginia, 2003	257
4.	Willie Joyner vs. No. Carolina, 1982	240
5.	Bruce Perry vs. Wake Forest, 2003	237
	George Scott vs. Villanova, 1977	237
7.	LaMont Jordan vs. Duke, 1999	227
8.	Charlie Wysocki vs. Louisville, 1979	222
9.	Rick Badanjek vs. Virginia, 1984	217
10.	Charlie Wysocki vs. Duke, 1980	216
11.	Steve Atkins vs. Syracuse, 1976	215
12.	Alvin Blount vs. Clemson, 1984	214
13.	Louis Carter vs. Virginia, 1974	213
14.	Chris Downs vs. Georgia Tech, 2002	212
15.	Charlie Wysocki vs. Virginia, 1979	202

Career Touchdowns

1.	Rick Badanjek, 1982-85	44
2.	LaMont Jordan, 1997-2000	36
3.	Steve Atkins, 1975-78	31
4.	Lance Ball, 2004-07	26
	Charlie Wysocki, 1978-81	26
6.	Louis Carter, 1972-74	25
	C.J. Brown, 2011-14	25
8.	Josh Allen, 2002-03, 2005-06	21
	Ed Modzelewski, 1949-51	21
10.	Keon Lattimore, 2004-07	19
	Buddy Rodgers, 1994-97	19
12.	Davin Meggett, 2008-11	18
	Tommy Neal, 1983-86	18
	Ed Vereb, 1953-55	18
	Bob Shemonski, 1949-51	18
	Da'Rel Scott, 2007-10	17
	Bruce Perry, 1999, 2001-2003	17

Season Touchdowns

1.	LaMont Jordan (Jr.), 1999	16
2.	Rick Badanjek (Jr.), 1984	15
	Bob Shemonski (Jr.), 1950	15
4.	Louis Carter (Jr.), 1973	14
	Ed Vereb (Sr.), 1955	14
6.	Keon Lattimore (Sr.), 2007	13
	Chris Downs (Sr.), 2002	13
8.	C.J. Brown (Sr.), 2013	12
	Lance Ball (Sr.), 2007	12
	Rick Badanjek (Sr.), 1985	12
11.	D.J. Adams (Fr.), 2010	11
	LaMont Jordan (Sr.), 2000	11
	Charlie Wysocki (Jr.), 1980	11
	Ed Modzelewski (Sr.), 1951	11
	Lu Gambino (Sr.), 1947	11

Single-Game Touchdowns

1.	Bob Shemonski vs. Va. Tech, 1950	5
2.	D.J. Adams vs. East Carolina, 2010	4
	Chris Downs vs. North Carolina, 2002	4
	LaMont Jordan vs. Clemson, 1999	4
	Charlie Wysocki vs. Virginia, 1981	4
6.	C.J. Brown vs. James Madison, 2014	3
	C.J. Brown vs. NC State, 2013	3
	D.J. Adams vs. Virginia, 2010	3
	Lance Ball vs. Georgia Tech, 2007	3
	Keon Lattimore vs. Villanova, 2007	3
	Chris Downs vs. Georgia Tech, 2002	3
	Bruce Perry vs. E. Michigan, 2001	3
	LaMont Jordan vs. Middle Tennessee State, 2000	3
	LaMont Jordan vs. Western Carolina, 1999	3
	Rick Badanjek vs. No. Carolina, 1984	3
	Rick Badanjek vs. NC State, 1984	3
	John Nash vs. Wake Forest, 1982	3
	Steve Atkins vs. Duke, 1978	3
	George Scott vs. Villanova, 1977	3
	Steve Atkins vs. Duke, 1977	3
	Steve Atkins vs. Syracuse, 1977	3
	Louis Carter vs. Clemson, 1973	3
	Dennis O'Hara vs. Wake Forest, 1969	3
	Dennis Condie vs. Virginia, 1960	3
	Jim Joyce vs. Virginia, 1959	3
	John Forbes vs. Miami, 1958	3

PASSING RECORDS

Career Completions

1.	Scott Milanovich, 1992-95	650
2.	Chris Turner, 2007-09	547
3.	Boomer Esiason, 1981-83	461
4.	C.J. Brown, 2011-14	437
5.	Sam Hollenbach, 2003-06	417
6.	Neil O'Donnell, 1987-89	387
7.	Dan Henning, 1985-87	353
8.	Brian Cummings, 1994-97	344
9.	Danny O'Brien, 2010-11	342
10.	Scott McBrien, 2002-03	335
11.	John Kaleo, 1991-92	305
12.	Dick Shiner, 1961-63	287
13.	Shaun Hill, 2000-01	270
	Scott Zolak, 1988-90	270
15.	Stan Gelbaugh, 1981-85	251

Season Completions

1.	John Kaleo (Sr.), 1992	286
2.	Scott Milanovich (So.), 1993	279
3.	Scott Milanovich (Jr.), 1994	229
4.	Scott Zolak (Sr.), 1990	225
5.	Chris Turner (Jr.), 2008	214
6.	Sam Hollenbach (Sr.), 2006	203
7.	Shaun Hill (Sr.), 2001	197
8.	Dan Henning (Jr.), 1986	196
9.	Danny O'Brien (Fr.), 2010	192
	Sam Hollenbach (Jr.), 2005	192
11.	C.J. Brown (Gr.), 2014	189
12.	Chris Turner (Sr.), 2009	180
13.	Boomer Esiason (Jr.), 1982	176
14.	Scott McBrien (Sr.), 2003	173
15.	C.J. Brown (Sr.), 2013	166
	Stan Gelbaugh (Sr.), 1985	166

Single-Game Completions

1.	Scott Milanovich vs. Florida St., 1995	46
2.	Scott Milanovich vs. Wake Forest, 1993	37
3.	Scott Milanovich vs. Syracuse, 1994	35
	Scott Milanovich vs. W. Virginia, 1993	35
5.	Danny O'Brien vs. W. Virginia, 2011	34
	Scott Milanovich vs. No. Carolina, 1993	34
7.	Danny O'Brien vs. NC State, 2010	33
	Chris Turner vs. Boston College, 2008	33
9.	Scott Milanovich vs. Wake Forest, 1995	32
	Scott Milanovich vs. Virginia, 1994	32
	Scott Milanovich vs. NC State, 1994	32
	John Kaleo vs. Virginia, 1992	32
13.	Danny O'Brien vs. Miami, 2011	31
	John Kaleo vs. No. Carolina, 1992	31

MARYLAND SINGLE GAME, SEASON & CAREER RECORDS

Career Yards

1. Scott Milanovich, 1992-95	7,301
2. Chris Turner, 2007-09	6,543
3. Boomer Esiason, 1981-83	6,259
4. C.J. Brown, 2011-14	5,372
5. Scott McBrien, 2002-2003	5,169
6. Sam Hollenbach, 2003-06	5,139
7. Neil O'Donnell, 1987-89	4,989
8. Dan Henning, 1985-87	4,560
9. Danny O'Brien, 2010-11	4,086
10. Brian Cummings, 1994-97	4,080
11. John Kaleo, 1991-92	3,660
12. Stan Gelbaugh, 1981-85	3,659
13. Dick Shiner, 1961-63	3,410
14. Bob Avellini, 1972-74	3,222
15. Shaun Hill, 2000-01	3,159
16. Scott Zolak, 1988-90	3,124

Season Yards

1. Scott Milanovich (So.), 1993	3,499
2. John Kaleo (Sr.), 1992	3,392
3. Dan Henning (Jr.), 1986	2,725
4. Scott McBrien (Sr.), 2003	2,672
5. Scott Zolak (Sr.), 1990	2,589
6. Sam Hollenbach (Jr.), 2005	2,539
7. Chris Turner (Jr.), 2008	2,516
8. Scott McBrien (Jr.), 2002	2,497
9. Stan Gelbaugh (Sr.), 1985	2,475
10. Danny O'Brien (Fr.), 2010	2,438
11. Scott Milanovich (Jr.), 1994	2,394
12. Shaun Hill (Sr.), 2001	2,380
13. Sam Hollenbach (Sr.), 2006	2,371
14. Boomer Esiason (Sr.), 1983	2,322
15. Boomer Esiason (Jr.), 1982	2,302
16. C.J. Brown (Sr.), 2013	2,288

Single-Game Yards

1. Scott Milanovich vs. Va. Tech, 1993	498
2. Scott Milanovich vs. W. Virginia, 1993	451
3. John Kaleo vs. Clemson, 1992	418
4. Danny O'Brien vs. NC State, 2010	417
5. Scott Milanovich vs. Wake Forest, 1993	416
6. John Kaleo vs. Pittsburgh, 1992	415
7. Scott Milanovich vs. Duke, 1993	414
8. Scott Milanovich vs. No. Carolina, 1993	405
John Kaleo vs. Wake Forest, 1992	405
10. Scott McBrien vs. West Virginia (Gator Bowl), 2004	381
11. Scott Milanovich vs. Florida St., 1995	380

Career Touchdowns

1. Scott Milanovich, 1992-95	49
2. Boomer Esiason, 1981-83	42
3. Scott McBrien, 2002-2003	34
4. C.J. Brown, 2011-	33
5. Chris Turner, 2007-09	30
6. Danny O'Brien, 2010-11	29
7. Sam Hollenbach, 2003-06	28
8. Neil O'Donnell, 1987-89	26
9. Dan Henning, 1985-87	24
Alan Pastrana, 1965-68	23
11. Brian Cummings, 1994-97	22
Jack Scarbath, 1950-52	22
Dick Shiner, 1961-63	21
14. Stan Gelbaugh, 1981-85	20
15. Shaun Hill, 2000-01	19

Season Touchdowns

1. Scott Milanovich (So.), 1993	26
2. Danny O'Brien (Fr.) 2010	22
3. Scott Milanovich (Jr.), 1994	20
4. Scott McBrien (Sr.), 2003	19
5. Boomer Esiason (Jr.), 1982	18
6. John Kaleo (Sr.), 1992	17
Alan Pastrana (Jr.), 1966	17
8. Sam Hollenbach (Sr.), 2006	15
Scott McBrien (Jr.), 2002	15
Dan Henning (Jr.), 1986	15
Stan Gelbaugh (Sr.), 1985	15
Boomer Esiason (Sr.), 1983	15
13. C.J. Brown (Gr.), 2014	13
C.J. Brown (Sr.), 2013	13
Chris Turner (Jr.), 2008	13
Shaun Hill (Sr.), 2001	13
Sam Hollenbach (Jr.), 2005	13

Single-Game Touchdowns

1. Scott Milanovich vs. NC State, 1994	5
Scott Milanovich vs. Wake Forest, 1993	5
Scott Milanovich vs. W. Virginia, 1993	5
Scott Milanovich vs. No. Carolina, 1993	5
John Kaleo vs. Clemson, 1992	5
6. Danny O'Brien vs. NC State, 2010	4
Danny O'Brien vs. Wake Forest, 2010	4
Joel Statham vs. Duke, 2004	4
Scott McBrien vs. North Carolina, 2003	4
Scott Milanovich vs. Ga. Tech, 1994	4
Scott Milanovich vs. Va. Tech, 1993	4
Mark Manges vs. Villanova, 1975	4

RECEIVING RECORDS

Career Receptions

1. Jermaine Lewis, 1992-95	193
2. Geroy Simon, 1993-96	185
3. Torrey Smith, 2008-10	152
4. Stefon Diggs, 2012-	150
5. Darrius Heyward-Bey, 2006-08	138
6. Frank Wycheck, 1990-92	134
7. Russ Weaver, 1992-94	120
8. Guillian Gary, 1998-2001	113
9. Azizuddin Abdur-Ra'ooof, 1984-87	108
10. Barry Johnson, 1987-90	106
11. Ferrell Edmunds, 1984-87	101
Marcus Badgett, 1989-92	100
Frank Russell, 1972-74	100
14. Greg Hill, 1982-84	97
15. Mancel Johnson, 1993-96	94

Season Receptions

1. Geroy Simon (So.), 1994	77
2. Marcus Badgett (Sr.), 1992	75
3. Russ Weaver (Jr.), 1993	69
4. Torrey Smith (Jr.), 2010	67
5. Jermaine Lewis (Sr.), 1995	66
6. Stefon Diggs (Jr.), 2014	62
7. Torrey Smith (So.), 2009	61
8. Frank Wycheck (Fr.), 1990	58
9. Richie Harris (Sr.), 1992	56
10. Stefon Diggs (Fr.), 2012	54
Geroy Simon (Jr.), 1995	54
12. Jermaine Lewis (So.), 1993	52
Dan Prunzik (Sr.), 1992	52
14. Darrius Heyward-Bey (So.), 2007	51
Vernon Davis (Jr.), 2005	51
Allen Williams (Sr.), 1994	51
Greg Hill (Sr.), 1984	51

Single-Game Receptions

1. Geroy Simon vs. Florida St., 1995	16
2. Torrey Smith vs. NC State, 2010	14
Russ Weaver vs. Wake Forest, 1993	14
Frank Wycheck vs. Va. Tech, 1990	14
5. Jermaine Lewis vs. Ga. Tech, 1995	13
6. Frank Wycheck vs. NC State, 1990	12
7. Darrius Heyward-Bey vs. Wake Forest, 2008	11
Jermaine Lewis vs. NC State, 1995	11
Allen Williams vs. Syracuse, 1994	11
Geroy Simon vs. W. Virginia, 1994	11
Marcus Badgett vs. Wake Forest, 1992	11
Marcus Badgett vs. Pittsburgh, 1992	11
John Tice vs. Clemson, 1982	11
Stefon Diggs vs. Boston College, 2012	11

MARYLAND SINGLE GAME, SEASON & CAREER RECORDS

Career Yards

1. Jermaine Lewis, 1992-95	2,932
2. Stefon Diggs, 2012-14	2,227
3. Torrey Smith, 2008-10	2,215
4. Darrius Heyward-Bey, 2006-08	2,089
5. Geroy Simon, 1993-96	2,059
6. Azizuddin Abdur-Ra'ouf, 1984-87	1,895
7. Marcus Badgett, 1989-92	1,748
Barry Johnson, 1987-90	1,721
Greg Hill, 1982-84	1,721
10. Ferrell Edmunds, 1984-87	1,641
11. Guilian Gary, 1998-2001	1,552
12. James Milling, 1984-87	1,446
13. Russell Davis, 1981-83	1,408
14. Vernon Davis, 2003-05	1,371
15. Frank Russell, 1972-74	1,344

Season Yards

1. Marcus Badgett (Sr.), 1992	1,240
2. Torrey Smith (Jr.), 2010	1,055
3. Jermaine Lewis (So.), 1993	957
4. Jermaine Lewis (Sr.), 1995	937
5. Geroy Simon (So.), 1994	891
6. Vernon Davis (Jr.), 2005	871
7. Stefon Diggs (Fr.), 2012	848
8. Torrey Smith (So.), 2009	824
9. Greg Hill (Sr.), 1984	820
10. Stefon Diggs (Jr.), 2014	792
11. Darrius Heyward-Bey, (So.), 2007	786
12. Guilian Gary (Sr.), 2001	727
13. Darrius Heyward-Bey (Fr.), 2006	694
14. Jermaine Lewis (Jr.), 1994	692
15. Barry Johnson (Jr.), 1989	689

Single-Game Yardage

1. Marcus Badgett vs. Pittsburgh, 1992	251
2. Jermaine Lewis vs. No. Carolina, 1993	250
3. Torrey Smith vs. NC State, 2010	224
4. James Milling vs. No. Carolina, 1986	220
5. Marcus Badgett vs. Duke, 1992	218
6. Jermaine Lewis vs. Duke, 1995	205
7. Jermaine Lewis vs. Ga. Tech, 1995	189
8. Russell Davis vs. Penn State, 1982	188
9. Marcus Badgett vs. Wake Forest, 1992	187
10. Marcus Badgett vs. Clemson, 1992	184
11. Greg Hill vs. Miami, 1984	182

Career Touchdowns

1. Jermaine Lewis, 1992-95	21
2. Torrey Smith, 2008-10	19
3. Greg Hill, 1982-84	18
4. Stefon Diggs, 2012-	14
5. Darrius Heyward-Bey, 2006-08	13
Guilian Gary, 1998-2001	13
7. Gary Collins, 1959-61	12
8. Marcus Badgett, 1989-92	11
Barry Johnson, 1987-90	11
10. Mancel Jonsson, 1993-96	10
Geroy Simon, 1993-96	10
Azizuddin Abdur-Ra'ouf, 1984-87	10
Ferrell Edmunds, 1984-87	10
Dan Bungori, 1971-73	10
15. Vernon Davis, 2003-05	9
Vernon Joines, 1985-88	9
Mike Lewis, 1979-82	9

Season Touchdowns

1. Torrey Smith (Jr.), 2010	12
2. Jermaine Lewis (Jr.), 1994	9
Marcus Badgett (Sr.), 1992	9
4. Dan Bungori (So.), 1971	8
5. Guilian Gary (Jr.), 2000	7
Jermaine Lewis (So.), 1993	7
Greg Hill (Jr.), 1983	7
Greg Hill (So.), 1982	7
Billy Van Heusen (Jr.), 1966	7
Darryl Hill (Jr.), 1963	7
11. Vernon Davis (Jr.), 2005	6
Latrez Harrison (Sr.), 2003	6
Guilian Gary (Sr.), 2001	6
Barry Johnson (Jr.), 1989	6
James Milling (Jr.), 1986	6
Don Ratliff (Sr.), 1972	6
Stefon Diggs (Fr.), 2012	6

Single-Game Touchdowns

1. Torrey Smith vs. NC State, 2010	4
2. Vernon Davis vs. Duke, 2004	3
Guilian Gary vs. Georgia Tech, 2000	3
Jermaine Lewis vs. W. Virginia, 1993	3
James Milling vs. No. Carolina, 1986	3
6. 37 players	2
(last time: Marcus Leak vs. USF, 9/6/2014)	

DEFENSIVE RECORDS

Career Tackles (since 1969)

1. Eric Wilson, 1981-84	481
2. E.J. Henderson, 1999-2002	473
3. Chuck Faucette, 1983-86	466
4. D'Qwell Jackson, 2002-05	447
5. Ratcliff Thomas, 1993-96	424
6. Eric Barton, 1995-98	417
7. Mike Jarmolowich, 1989-92	414
8. Brad Carr, 1974-77	386
9. Scott Saylor, 1987-89	382
10. Alex Wujciak, 2008-10	381
11. Bruce Palmer, 1976-78	351
12. Aaron Thompson, 1998-2001	348
13. Mike Corvino, 1979-82	347
14. Ted Klaube, 1975-77	344
15. Demetrius Hartsfield, 2009-12	338

Season Tackles (since 1969)

1. Neal Olkewicz (Sr.), 1978	188
2. Ted Klaube (Sr.), 1977	186
3. Eric Wilson (Jr.), 1983	178
4. E.J. Henderson (Sr.), 2002	175
5. Harry Walters (Jr.), 1974	173
6. Kevin Walker (Sr.), 1987	172
7. Eric Wilson (Sr.), 1984	160
8. Eric Barton (Sr.), 1998	159
Brian Matera (Sr.), 1979	159
10. Brad Carr (Jr.), 1976	157
11. Mike Jarmolowich (Jr.), 1991	153
12. Chuck Faucette (Sr.), 1986	151
Bruce Palmer (Sr.), 1978	151
14. E.J. Henderson (Jr.), 2001	150
15. Kevin Benson (Sr.), 1975	149

Career TFL (since 1974)

1. E.J. Henderson, 1999-02	62.5
2. Aaron Thompson, 1998-01	45
3. Andre Monroe, 2011-14	38.5
4. Charles Johnson, 1976-78	37
5. Mike Corvino, 1979-82	36
6. Eric Ogbogu, 1994-97	35.5
7. Randy Starks, 2001-03	34.0
8. Shawne Merriman, 2003-04	32.5
9. Al Wallace, 1993-96	32
Joe Vellano, 2009-12	32
11. Delbert Cowsette, 1996-99	31
12. Gurnest Brown, 1979-82	27
Demetrius Hartsfield, 2009-12	27
14. Mike Whaley, 2000-01	26
15. Jeremy Navarre, 2005-08	25.5

MARYLAND SINGLE GAME, SEASON & CAREER RECORDS

Season TFL (since 1974)

1. E.J. Henderson (Jr.), 2001	28
2. Randy White (Sr.), 1974	24
3. E.J. Henderson (Sr.), 2002	19.5
4. Charles Johnson (Sr.), 1978	18
5. Andre Monroe (Jr.), 2013	17
Shawne Merriman (So.), 2004	17
Aaron Thompson (So.), 1999	17
Kris Jenkins (Sr.), 2000	17
Bruce Palmer (Sr.), 1978	17
10. Jack Bradford (Sr.), 1990	16
Bruce Mesner (Sr.), 1985	16
12. Marcus Whitfield (Sr.), 2013	15.5
13. Eric Ogbogu (Jr.), 1996	15
Eric Hicks (Jr.), 1996	15
Gurnest Brown (Jr.), 1981	15

Career TFL Yards (since 1974)

1. Andre Monroe, 2011-14	212
2. E.J. Henderson, 1999-2002	207
3. Mike Corvino, 1979-82	206
4. Charles Johnson, 1976-78	205
5. Aaron Thompson, 1998-2001	197
6. Shawne Merriman, 2002-03	170
7. James Shaffer, 1976-79	153
8. Gurnest Brown, 1979-82	149
9. Adrian Moten, 2007-10	145
10. Randy Starks, 2001-03	143
Eric Ogbogu, 1994-97	143
Ted Chapman, 1984-86	143

Season TFL Yards (since '74)

1. Randy White (Sr.), 1974	122
2. Charles Johnson (Sr.), 1978	119
3. Marcus Whitfield (Sr.), 2013	109
4. Marlin Van Horn (Jr.), 1978	101
5. Mark Duda (Sr.), 1982	94
6. Andre Monroe (Sr.), 2014	92
7. Mike Corvino (Jr.), 1981	91
8. Shawne Merriman (So.), 2004	87
9. E.J. Henderson (Sr.), 2002	86
Bruce Mesner (Sr.), 1986	86
11. James Shaffer (Sr.), 1979	84
12. Bruce Palmer (Sr.), 1978	81

Career Sacks (since 1969)

1. Andre Monroe, 2011-14	25
2. Mike Corvino, 1979-82	24
3. Shawne Merriman, 2002-04	22
4. Mark Duda, 1979-82	19
Charles Johnson, 1976-78	19
Bruce Palmer, 1976-78	19
7. Eric Ogbogu, 1994-97	18.5
8. E.J. Henderson, 1999-2002	18
Bruce Mesner, 1983-86	18
Gurnest Brown, 1979-82	18
Randy Starks, 2001-03	17.5
12. Joe Campbell, 1973-76	17
Adrian Moten, 2007-10	15.5
14. Aaron Thompson, 1998-2001	15
Jack Bradford, 1987-90	15
Ernie Salley, 1974-77	15

Season Sacks (since 1969)

1. Mark Duda (Sr.), 1982	13
Bruce Palmer (Sr.), 1978	13
3. Bruce Mesner (Jr.), 1985	12
Charles Johnson (Sr.), 1978	12
Randy White (Sr.), 1974	12
6. Mike Corvino (Jr.), 1981	11
Marlin Van Horn (Sr.), 1979	11
8. Andre Monroe (Sr.), 2014	10.5
9. Kris Jenkins (Sr.), 2000	10
Gurnest Brown (Jr.), 1981	10
Jack Bradford (Sr.), 1990	10
12. Andre Monroe (Jr.), 2013	9.5
13. Marcus Whitfield (Sr.), 2013	9.0
14. Shawne Merriman (So.), 2003	8.5
Shawne Merriman (Jr.), 2004	8.5
E.J. Henderson (Sr.), 2002	8.5

Season Forced Fumbles (since 1987)

1. Joel Goode, 1987	6
2. Darin Drakeford, 2011	4
Kenny Tate, 2010	4
Milton Harris, 2005	4
5. Adrian Moten, 2007	3
Moise Fokou, 2007	3
Erin Henderson, 2006	3
Shawne Merriman, 2004	3
E.J. Henderson, 2002	3
Rod Little, 2001	3
Aaron Thompson, 2000	3
Rod Little, 2000	3
Eric Barton, 1998	3
Eric Ogbogu, 1998	3
Chad Wiestling, 1992	3
Lubo Zizakovich, 1990	3
Cole Farrand, 2012	3

Career Interceptions

1. Tom Brown, 1960-62	17
2. Lendell Jones, 1980-83	14
3. Bob Sullivan, 1962-63	13
4. A.J. Johnson, 1993-96	12
Bob Smith, 1972-74	12
Bernie Faloney, 1951-53	12
7. Curome Cox, 2000-02	10
Lewis Sanders, 1996-99	10
Howard Eubanks, 1979-82	10
Lloyd Burruss, 1976-80	10
Ralph Lary, 1977-80	10
Ken Schroy, 1972-74	10
13. Tony Jackson, 1997-2001	9
Shawn Forte, 1998-2000	9
Keeta Covington, 1983-86	9
Clarence Baldwin, 1981-83	9
Jim Brechbiel, 1972-75	9
Wally Stalaker, 1967-69	9
Joe Horning, 1951-54	9

Season Interceptions

1. Bob Sullivan (Sr.), 1965	10
2. Tom Brown (Jr.), 1961	8
3. Clarence Baldwin (Sr.), 1983	7
Lendell Jones (Jr.), 1982	7
Ralph Lary (Jr.), 1979	7
Bob Smith (So.), 1972	7
7. William Likely (So.), 2014	6
Tony Jackson (Sr.), 2001	6
Lewis Sanders (Jr.), 1999	6
A.J. Johnson (Jr.), 1995	6
Keeta Covington (Jr.), 1985	6
Larry Marshall (Sr.), 1971	6
Tom Brown (Sr.), 1962	6
Bernie Faloney (Sr.), 1953	6
Joe Horning (Fr.), 1951	6
15. 10 players	5
(last time: Domonique Foxworth (So.), 2002)	

Single-Game Interceptions

1. Lendell Jones vs. Duke, 1982	4
---------------------------------	---

Career Interception Return Yards

1. Tom Brown, 1960-62	275
2. Alex Wujciak, 2008-10	238
3. Joe Horning, 1951-54	222
4. Bill McFadden, 1979-82	212
5. Bernie Faloney, 1950-53	207
6. Randall Jones, 1998-2001	177
7. Lloyd Burruss, 1976-80	173
8. William Likely, 2013-	170
9. Jim LaRue, 1947-49	168
10. Ernie Arizzi, 1961-63	166
11. Ken Schroy, 1972-74	165
12. Frank Tamburello, 1954-55	161
13. Ralph Lary, 1977-80	160
14. Curome Cox, 2000-03	153
15. Joe Petruzzo, 1950-51	143

Season Interception Return Yards

1. William Likely (So.), 2014	170
2. Alex Wujciak (Jr.), 2009	152
3. Joe Horning (Fr.), 1951	147
4. Frank Tamburello (So.), 1954	140
5. Cliff Crosby (Sr.), 1998	133
6. Larry Marshall (Sr.), 1971	131
7. Tom Brown (Sr.), 1962	122
8. Eddie Tomlin (Sr.), 1989	120
9. Shawn Forte (Sr.), 2000	114
10. Bill McFadden (Jr.), 1981	112
11. Dickie Lewis (So.), 1956	111
12. Jim LaRue (Sr.), 1949	103
13. Ralph Lary (Jr.), 1979	102
Joe Petruzzo (So.), 1950	102
15. Cameron Chism (Sr.), 2011	100

2015 TEAM STATISTICS

Team Statistics	UMD	OPP
SCORING	50	21
Points Per Game	50.0	21.0
Points Off Turnovers	0	0
FIRST DOWNS	24	15
Rushing	18	5
Passing	6	10
Penalty	0	0
RUSHING YARDAGE	341	91
Yards gained rushing	342	118
Yards lost rushing	1	27
Rushing Attempts	45	27
Average Per Rush	7.6	3.4
Average Per Game	341.0	91.0
TDs Rushing	3	3
PASSING YARDAGE	138	225
Comp-Att-Int	12-22-1	18-30-0
Average Per Pass	6.3	7.5
Average Per Catch	11.5	12.5
Average Per Game	138.0	225.0
TDs Passing	2	0
TOTAL OFFENSE	479	316
Total Plays	67	57
Average Per Play	7.1	5.5
Average Per Game	479.0	316.0
KICK RETURNS: #-Yards	3-69	2-45
PUNT RETURNS: #-Yards	8-233	0-0
INT RETURNS: #-Yards	0-0	1-0
KICK RETURN AVERAGE	23.0	22.5
PUNT RETURN AVERAGE	29.1	0.0
INT RETURN AVERAGE	0.0	0.0
FUMBLES-LOST	0-0	1-0
PENALTIES-Yards	5-39	1-10
Average Per Game	39.0	10.0
PUNTS-Yards	1-43	9-377
Average Per Punt	43.0	41.9
Net punt average	43.0	13.8
KICKOFFS-Yards	10-646	4-182
Average Per Kick	64.6	45.5
Net kick average	40.1	28.2
TIME OF POSSESSION/Game	30:55	29:05
3RD-DOWN Conversions	7/12	1/10
3rd-Down Pct	58%	10%
4TH-DOWN Conversions	0/0	1/1
4th-Down Pct	0%	100%
SACKS BY-Yards	4-18	0-0
MISC YARDS	0	0
TOUCHDOWNS SCORED	6	3
FIELD GOALS-ATTEMPTS	3-4	0-0
ON-SIDE KICKS	0-0	0-0
RED-ZONE SCORES	(5-6) 83%	(3-3) 100%
RED-ZONE TOUCHDOWNS	(2-6) 33%	(3-3) 100%
PAT-ATTEMPTS	(5-6) 83%	(3-3) 100%
ATTENDANCE	38117	0
Games/Avg Per Game	1/38117	0/0
Neutral Site Games		0/0

Score by Quarters	1st	2nd	3rd	4th	OT	Total
Maryland	10	12	7	21	0	50
Opponents	7	7	0	7	0	21

2015 INDIVIDUAL STATISTICS

Rushing	gp-gs	att	gain	loss	net	avg	td	lg	avg/g
Ross, Brandon	1-1	18	150	0	150	8.3	1	21	150.0
Johnson, Ty	1-0	10	84	1	83	8.3	1	23	83.0
Brown, Wes	1-0	13	74	0	74	5.7	1	17	74.0
Hills, Perry	1-1	3	25	0	25	8.3	0	13	25.0
Rowe, Caleb	1-0	1	9	0	9	9.0	0	9	9.0
Total	1	45	342	1	341	7.6	3	23	341.0
Opponents	1	27	118	27	91	3.4	3	16	91.0

Passing	gp-gs	effic	comp-att-int	pct	yds	td	lg	avg/g
Hills, Perry	1-1	134.25	12-21-1	57.1	138	2	37	138.0
Rowe, Caleb	1-0	0.00	0-1-0	0.0	0	0	0	0.0
Total	1	128.15	12-22-1	54.5	138	2	37	138.0
Opponents	1	123.00	18-30-0	60.0	225	0	52	225.0

Receiving	gp-gs	no.	yds	avg	td	lg	avg/g
Jacobs, Levern	1-1	2	32	16.0	1	23	32.0
Moore, D.J.	1-0	2	23	11.5	0	13	23.0
Etta-Tawo, Amba	1-1	2	21	10.5	0	15	21.0
Edwards, Avery	1-0	2	12	6.0	0	8	12.0
Culmer, Malcolm	1-0	1	37	37.0	1	37	37.0
Jacobs, Taivon	1-0	1	12	12.0	0	12	12.0
Hayward, Derrick	1-1	1	4	4.0	0	4	4.0
Brown, Wes	1-0	1	-3	-3.0	0	0	-3.0
Total	1	12	138	11.5	2	37	138.0
Opponents	1	18	225	12.5	0	52	225.0

Punt Returns	no.	yds	avg	td	lg
Likely, William	8	233	29.1	1	67
Total	8	233	29.1	1	67
Opponents	0	0	0.0	0	0

Interceptions	no.	yds	avg	td	lg
Total	0	0	0.0	0	0
Opponents	1	0	0.0	0	0

Kick Returns	no.	yds	avg	td	lg
Likely, William	2	63	31.5	0	42
Gallo, P.J.	1	6	6.0	0	6
Total	3	69	23.0	0	42
Opponents	2	45	22.5	0	25

Fumble Returns	no.	yds	avg	td	lg
Total	0	0	0.0	0	0
Opponents	0	0	0.0	0	0

2015 INDIVIDUAL STATISTICS

Scoring	td	fg	PAT				dpx	saf	pts
			kick	rush	rcv	pass			
Craddock, Brad	-	3-4	5-6	-	-	-	-	-	14
Likely, William	1	-	-	-	-	-	-	-	6
Jacobs, Levern	1	-	-	-	-	-	-	-	6
Ross, Brandon	1	-	-	-	-	-	-	-	6
Johnson, Ty	1	-	-	-	-	-	-	-	6
Brown, Wes	1	-	-	-	-	-	-	-	6
Culmer, Malcolm	1	-	-	-	-	-	-	-	6
Total	6	3-4	5-6	-	-	-	-	-	50
Opponents	3	-	3-3	-	-	-	-	-	21

Total Offense	g	plays	rush	pass	total	avg/g
Hills, Perry	1	24	25	138	163	163.0
Ross, Brandon	1	18	150	0	150	150.0
Johnson, Ty	1	10	83	0	83	83.0
Brown, Wes	1	13	74	0	74	74.0
Rowe, Caleb	1	2	9	0	9	9.0
Total	1	67	341	138	479	479.0
Opponents	1	57	91	225	316	316.0

Field Goals	fg	pct.	01-19	20-29	30-39	40-49	50-99	lg	blk
Craddock, Brad	3-4	75.0	0-0	0-1	3-3	0-0	0-0	34	0

Punting	no.	yds	avg	lg	tb	fc	i20	50+	blk
Pritchard, Nicolas	1	43	43.0	43	0	0	0	0	0
Total	1	43	43.0	43	0	0	0	0	0
Opponents	9	377	41.9	55	1	0	0	2	0

FG Sequence	Maryland	Opponents
Richmond	(34),(31),(30),28	-

Kickoffs	no.	yds	avg	tb	ob	retn	net	ydln
Craddock, Brad	10	646	64.6	8	0			
Total	10	646	64.6	8	0	22.5	40.1	24
Opponents	4	182	45.5	0	0	23.0	28.2	36

Numbers in (parentheses) indicate field goal was made.

2015 INDIVIDUAL STATISTICS

All Purpose	g	rush	rcv	pr	kr	ir	total	avg/g
Likely, William	1	0	0	233	63	0	296	296.0
Ross, Brandon	1	150	0	0	0	0	150	150.0
Johnson, Ty	1	83	0	0	0	0	83	83.0
Brown, Wes	1	74	-3	0	0	0	71	71.0
Culmer, Malcolm	1	0	37	0	0	0	37	37.0
Jacobs, Levern	1	0	32	0	0	0	32	32.0
Hills, Perry	1	25	0	0	0	0	25	25.0
Moore, D.J.	1	0	23	0	0	0	23	23.0
Etta-Tawo, Amb	1	0	21	0	0	0	21	21.0
Jacobs, Taivon	1	0	12	0	0	0	12	12.0
Edwards, Avery	1	0	12	0	0	0	12	12.0
Rowe, Caleb	1	9	0	0	0	0	9	9.0
Gallo, P.J.	1	0	0	0	6	0	6	6.0
Hayward, Derric	1	0	4	0	0	0	4	4.0
Total	1	341	138	233	69	0	781	781.0
Opponents	1	91	225	0	45	0	361	361.0

2015 DEFENSIVE STATISTICS

#	Defensive Leaders	gp-gs	Tackles				Sacks no-yds	Pass defense			Fumbles		blkd	
			ua	a	tot	tfl/yds		int-yds	brup	qbh	rcv-yds	ff	kick	saf
23	Carter, Jermaine	1-1	5	3	8	1.0-3	
99	Jefferson, Quinton	1-1	2	4	6	2.5-17	2.0-17	
19	Hendy, A.J.	1-1	5	.	5	
21	Davis, Sean	1-1	3	2	5	.	1.0-0	1	.	
34	Ashiru, Jefferson	1-1	2	2	4	
4	Likely, William	1-1	4	.	4	1.0-1	.	.	2	
20	Nixon, Anthony	1-1	2	1	3	
90	Braglio, Roman	1-1	1	2	3	0.5-1	
41	Aniebonam, Jesse	1-0	1	2	3	1.0-3	1.0-3	
9	Burke, Tyler	1-0	2	.	2	
67	Shaw, David	1-1	1	.	1	
38	Zanotto, Brett	1-0	1	.	1	
43	Brooks, Jalen	1-1	.	1	1	.	.	.	1	
24	Ezeagwu, Daniel	1-0	.	1	1	
7	Ngakoue, Yannick	1-1	1	.	1	
Total		1	30	18	48	6-25	4-18	.	3	.	.	1	.	
Opponents		1	44	30	74	2-4	0-0	1-0	2	

GAME-BY-GAME STARTERS

Offense

GAME	TE	Left Tackle	Left Guard	Center	Right Guard	Right Tackle	WR	Quarterback	TB	WR	FB
Richmond	Hayward ³	Dunn ²⁷	Minter ¹	Mulrooney ⁶	Zeller ²¹	Doyle ²⁴	Etta-Tawo ¹³	Hills ⁸	B. Ross ²⁷	L. Jacobs ⁷	Goins ⁹
Bowling Green											
USF											
at West Virginia											
Michigan											
at Ohio State											
Penn State											
at Iowa											
Wisconsin											
at Michigan State											
Indiana											
at Rutgers											

Defense

GAME	DE	DT	DT	DE	SAM	MIKE	WILL	Cornerback	Safety	Safety	Cornerback
Richmond	Braglio ³	Shaw ²	Jefferson ¹⁷	Ngakoue ¹²	Brooks ⁵	J. Carter ¹	Ashiru ²⁰	Likely ²⁵	Hendy ⁷	Nixon ³⁰	S. Davis ²⁹
Bowling Green											
USF											
at West Virginia											
Michigan											
at Ohio State											
Penn State											
at Iowa											
Wisconsin											
at Michigan State											
Indiana											
at Rutgers											

Class Starters by Game (includes punter & place-kicker)

GAME	Seniors	Juniors	Sophomores	Redshirt Freshmen	True Freshmen	Total
Richmond	9	9	5	0	1 (Pritchard)	24
Bowling Green						
USF						
at West Virginia						
Michigan						
at Ohio State						
Penn State						
at Iowa						
Wisconsin						
at Michigan State						
Indiana						
at Rutgers						

Terrapin Playing-Experience Superlatives

	Offense	Defense
Most overall starts, career —	27, Michael Dunn (OL), Brandon Ross (RB) 24, Ryan Doyle (OL)	30, Anthony Nixon (DB) 29, Sean David (DB)
Most overall starts, 2015 —	1, 11 players	1, 11 players
Most consecutive starts, career —	27, Michael Dunn (OL) 18, Andrew Zeller (OL)	27, Sean Davis (DB) 24, William Likely (DB)
Most consecutive starts, 2015 —	1, 11 players	1, 11 players

2015 GAME-BY-GAME TEAM STATISTICS

TEAM STATISTICS

Date	Opponent	Rushing				Receiving				Passing				Kick Returns				Punt Returns				tot off
		no.	yds	td	lg	no.	yds	td	lg	cmp-att-int	yds	td	lg	no.	yds	td	lg	no.	yds	td	lg	
Sep 05	RICHMOND	45	341	3	23	12	138	2	37	12-22-1	138	2	37	3	69	0	42	8	233	1	67	479
	Maryland	45	341	3	23	12	138	2	37	12-22-1	138	2	37	3	69	0	42	8	233	1	67	479
	Opponents	27	91	3	16	18	225	0	52	18-30-0	225	0	52	2	45	0	25	0	0	0	0	316

Games played: 1
 Avg per rush: 7.6
 Avg per catch: 11.5
 Pass efficiency: 128.15
 Kick ret avg: 23.0
 Punt ret avg: 29.1
 All purpose avg/game: 781.0
 Total offense avg/gm: 479.0

Date	Opponent	Tackles				Sacks		Fumble		Pass Defense			blkd	PAT Attempts			off		
		ua	a	total	tfl-yds	no-yds	ff	fr-yds	int-yds	qbh	brup	kick	kick	rush	rcv	saf	t/o	pts	
Sep 05	RICHMOND	30	18	48	6.0-25	4.0-20	1	0-0	0-0	0	3	0	5-6	0	0	0	0	0	50
	Maryland	30	18	48	6.0-25	4.0-20	1	0-0	0-0	0	3	0	5-6	0	0	0	0	0	50
	Opponents	44	30	74	2.0-4	0.0-0	0	0-0	1-0	0	2	0	3-3	0	0	0	0	0	21

Date	Opponent	Punting										Field Goals			Kickoffs			
		no.	yds	avg	long	blkd	tb	fc	50+	i20	md-att	long	blkd	no.	yds	avg	tb	ob
Sep 05	RICHMOND	1	43	43.0	43	0	0	0	0	0	3-4	34	0	10	646	64.6	8	0
	Maryland	1	43	43.0	43	0	0	0	0	0	3-4	34	0	10	646	64.6	8	0
	Opponents	9	377	41.9	55	0	1	0	2	0	0-0	0	0	4	182	45.5	0	0

2015 GAME-BY-GAME OPPONENT STATISTICS

OPPONENT STATISTICS

Date	Opponent	Rushing				Receiving				Passing				Kick Returns				Punt Returns				tot off
		no.	yds	td	lg	no.	yds	td	lg	cmp-att-int	yds	td	lg	no.	yds	td	lg	no.	yds	td	lg	
Sep 05	RICHMOND	27	91	3	16	18	225	0	52	18-30-0	225	0	52	2	45	0	25	0	0	0	0	316
Opponents		27	91	3	16	18	225	0	52	18-30-0	225	0	52	2	45	0	25	0	0	0	0	316
Maryland		45	341	3	23	12	138	2	37	12-22-1	138	2	37	3	69	0	42	8	233	1	67	479

Games played: 1
 Avg per rush: 3.4
 Avg per catch: 12.5
 Pass efficiency: 123.00
 Kick ret avg: 22.5
 All purpose avg/game: 361.0
 Total offense avg/gm: 316.0

Date	Opponent	Tackles				Sacks	Fumble		Pass Defense			blkd	PAT Attempts			off			
		ua	a	total	tfl-yds	no-yds	ff	fr-yds	int-yds	qbh	brup	kick	kick	rush	rcv	saf	t/o	pts	
Sep 05	RICHMOND	44	30	74	2.0-4	0.0-0	0	0-0	1-0	0	2	0	3-3	0	0	0	0	0	21
Opponents		44	30	74	2.0-4	0.0-0	0	0-0	1-0	0	2	0	3-3	0	0	0	0	0	21
Maryland		30	18	48	6.0-25	4.0-20	1	0-0	0-0	0	3	0	5-6	0	0	0	0	50	

Date	Opponent	Punting								Field Goals			Kickoffs					
		no.	yds	avg	long	blkd	tb	fc	50+	i20	md-att	long	blkd	no.	yds	avg	tb	ob
Sep 05	RICHMOND	9	377	41.9	55	0	1	0	2	0	0-0	0	0	4	182	45.5	0	0
Opponents		9	377	41.9	55	0	1	0	2	0	0-0	0	0	4	182	45.5	0	0
Maryland		1	43	43.0	43	0	0	0	0	0	3-4	34	0	10	646	64.6	8	0

2015 MARYLAND OFFENSIVE GAME-BY-GAME

Rushing

Att-Yds / TD	#5 Brown	#6 Johnson	#7 Rowe	#11 Hills	#45 Ross
Richmond	13-74 / 1	10-83 / 1	1-9 / 0	3-25 / 0	18-150 / 1
Bowling Green					
USF					
at West Virginia					
Michigan					
at Ohio State					
Penn State					
at Iowa					
Wisconsin					
at Michigan State					
Indiana					
at Rutgers					

Receiving

Rec-Yds / TD	#1 Moore	#5 Brown	#8 L. Jacobs	#12 T. Jacobs	#48 Hayward	#82 Edwards	#83 Culmer	#84 Etta-Tawo
Richmond	2-23 / 0	1-(-3) / 0	2-32 / 1	1-12 / 0	1-4 / 0	2-12 / 0	1-37 / 1	2-21 / 0
Bowling Green								
USF								
at West Virginia								
Michigan								
at Ohio State								
Penn State								
at Iowa								
Wisconsin								
at Michigan State								
Indiana								
at Rutgers								

Passing

C-A-I / Yds / TD	#7 Rowe	#11 Hills
Richmond	0-1-0 / 0 / 0	12-21-1 / 138 / 2
Bowling Green		
USF		
at West Virginia		
Michigan		
at Ohio State		
Penn State		
at Iowa		
Wisconsin		
at Michigan State		
Indiana		
at Rutgers		

Punting

No-Avg / In20	#95 Pritchard
Richmond	1-43.0 / 0
Bowling Green	
USF	
at West Virginia	
Michigan	
at Ohio State	
Penn State	
at Iowa	
Wisconsin	
at Michigan State	
Indiana	
at Rutgers	

Field Goals

Made (Missed)	#15 Craddock
Richmond	34, 31, 30 (28)
Bowling Green	
USF	
at West Virginia	
Michigan	
at Ohio State	
Penn State	
at Iowa	
Wisconsin	
at Michigan State	
Indiana	
at Rutgers	

2015 MARYLAND DEFENSIVE GAME-BY-GAME

UT-AT-TT / Sacks	#4 Likely	#7 Ngakoue	#9 Burke	#19 Hendy	#20 Nixon	#21 S.Davis	#23 J. Carter	#24 Ezeagwu
Richmond	4-0-4 / 0.0	1-0-1 / 0.0	2-0-2 / 0.0	5-0-5 / 0.0	2-1-3 / 0.0	3-2-5 / 1.0	5-3-8 / 0.0	0-1-1 / 0.0
Bowling Green								
USF								
at West Virginia								
Michigan								
at Ohio State								
Penn State								
at Iowa								
Wisconsin								
at Michigan State								
Indiana								
at Rutgers								

UT-AT-TT / Sacks	#34 Ashiru	#38 Zanutto	#41 Aniebonam	#43 Brooks	#67 Shaw	#90 Braglio	#99 Jefferson
Richmond	2-2-4 / 0.0	1-0-1 / 0.0	1-2-3 / 1.0	0-1-1 / 0.0	1-0-1 / 0.0	1-2-3 / 0.0	2-4-6 / 2.0
Bowling Green							
USF							
at West Virginia							
Michigan							
at Ohio State							
Penn State							
at Iowa							
Wisconsin							
at Michigan State							
Indiana							
at Rutgers							

2015 SEASON SUPERLATIVES

INDIVIDUAL MARYLAND GAME HIGHS

Rushes	18	Brandon Ross vs Richmond (Sep 5, 2015)
Yards Rushing	150	Brandon Ross vs Richmond (Sep 5, 2015)
TD Rushes	1	Wes Brown vs Richmond (Sep 5, 2015) Ty Johnson vs Richmond (Sep 5, 2015) Brandon Ross vs Richmond (Sep 5, 2015)
Long Rush	23	Ty Johnson vs Richmond (Sep 5, 2015)
Pass attempts	21	Perry Hills vs Richmond (Sep 5, 2015)
Pass completions	12	Perry Hills vs Richmond (Sep 5, 2015)
Yards Passing	138	Perry Hills vs Richmond (Sep 5, 2015)
TD Passes	2	Perry Hills vs Richmond (Sep 5, 2015)
Long Pass	37	Perry Hills vs Richmond (Sep 5, 2015)
Receptions	2	Avery Edwards vs Richmond (Sep 5, 2015) Amba Etta-Tawo vs Richmond (Sep 5, 2015) Levern Jacobs vs Richmond (Sep 5, 2015) D.J. Moore vs Richmond (Sep 5, 2015)
Yards Receiving	32	Levern Jacobs vs Richmond (Sep 5, 2015)
TD Receptions	1	Malcolm Culmer vs Richmond (Sep 5, 2015) Levern Jacobs vs Richmond (Sep 5, 2015)
Long Reception	37	Malcolm Culmer vs Richmond (Sep 5, 2015)
Field Goals	3	Brad Craddock vs Richmond (Sep 5, 2015)
Long Field Goal	34	Brad Craddock vs Richmond (Sep 5, 2015)
Punts	1	Nicolas Pritchard vs Richmond (Sep 5, 2015)
Punting Avg	43.0	Nicolas Pritchard vs Richmond (Sep 5, 2015)
Long Punt	43	Nicolas Pritchard vs Richmond (Sep 5, 2015)
Punts inside 20	-	-
Long Punt Return	67	William Likely vs Richmond (Sep 5, 2015)
Long Kickoff Return	42	William Likely vs Richmond (Sep 5, 2015)
Tackles	8	Jermaine Carter, Jr. vs Richmond (Sep 5, 2015)
Sacks	2.0	Quinton Jefferson vs Richmond (Sep 5, 2015)
Tackles For Loss	2.5	Quinton Jefferson vs Richmond (Sep 5, 2015)
Interceptions	-	-

MARYLAND TEAM HIGHS

Rushes	45	vs Richmond (Sep 5, 2015)
Yards Rushing	342	vs Richmond (Sep 5, 2015)
Yards Per Rush	7.6	vs Richmond (Sep 5, 2015)
TD Rushes	3	vs Richmond (Sep 5, 2015)
Pass attempts	22	vs Richmond (Sep 5, 2015)
Pass completions	12	vs Richmond (Sep 5, 2015)
Yards Passing	138	vs Richmond (Sep 5, 2015)
Yards Per Pass	11.5	vs Richmond (Sep 5, 2015)
TD Passes	2	vs Richmond (Sep 5, 2015)
Total Plays	67	vs Richmond (Sep 5, 2015)
Total Offense	479	vs Richmond (Sep 5, 2015)
Yards Per Play	7.1	vs Richmond (Sep 5, 2015)
Points	50	vs Richmond (Sep 5, 2015)
Sacks By	4	vs Richmond (Sep 5, 2015)
First Downs	24	vs Richmond (Sep 5, 2015)
Penalties	5	vs Richmond (Sep 5, 2015)
Penalty Yards	39	vs Richmond (Sep 5, 2015)
Turnovers	1	vs Richmond (Sep 5, 2015)
Interceptions By	0	-
Punts	1	vs Richmond (Sep 5, 2015)
Punting Avg	43.0	vs Richmond (Sep 5, 2015)
Long Punt	43	vs Richmond (Sep 5, 2015)
Punts inside 20	0	-
Long Punt Return	67	vs Richmond (Sep 5, 2015)

INDIVIDUAL OPPONENT GAME HIGHS

Rushes	11	Kyle Lauletta, vs Richmond (Sep 5, 2015)
Yards Rushing	23	Jacobi Green, vs Richmond (Sep 5, 2015)
TD Rushes	1	Jacobi Green, vs Richmond (Sep 5, 2015) Seth Fisher, vs Richmond (Sep 5, 2015) Kyle Lauletta, vs Richmond (Sep 5, 2015)
Long Rush	16	Seth Fisher, vs Richmond (Sep 5, 2015)
Pass attempts	30	Kyle Lauletta, vs Richmond (Sep 5, 2015)
Pass completions	18	Kyle Lauletta, vs Richmond (Sep 5, 2015)
Yards Passing	220	Kyle Lauletta, vs Richmond (Sep 5, 2015)
TD Passes	0	-
Long Pass	52	Kyle Lauletta, vs Richmond (Sep 5, 2015)
Receptions	4	Brian Brown, vs Richmond (Sep 5, 2015) Jacobi Green, vs Richmond (Sep 5, 2015)
Yards Receiving	68	Brian Brown, vs Richmond (Sep 5, 2015)
TD Receptions	0	-
Long Reception	52	Brian Brown, vs Richmond (Sep 5, 2015)
Field Goals	0	-
Long Field Goal	-	-
Punts	9	D.J. Helkowski, vs Richmond (Sep 5, 2015)
Punting Avg	41.9	D.J. Helkowski, vs Richmond (Sep 5, 2015)
Long Punt	55	D.J. Helkowski, vs Richmond (Sep 5, 2015)
Punts inside 20	0	-
Long Punt Return	0	-
Long Kickoff Return	25	Jeremiah Hamlin, vs Richmond (Sep 5, 2015)
Tackles	10	Omar Howard, vs Richmond (Sep 5, 2015)
Sacks	0	-
Tackles For Loss	0.5	4x, last: 4 players, vs Richmond (Sep 5, 2015)
Interceptions	1	David Jones, vs Richmond (Sep 5, 2015)

OPPONENT TEAM HIGHS

Rushes	27	vs Richmond (Sep 5, 2015)
Yards Rushing	56	vs Richmond (Sep 5, 2015)
Yards Per Rush	2.1	vs Richmond (Sep 5, 2015)
TD Rushes	3	vs Richmond (Sep 5, 2015)
Pass attempts	30	vs Richmond (Sep 5, 2015)
Pass completions	18	vs Richmond (Sep 5, 2015)
Yards Passing	220	vs Richmond (Sep 5, 2015)
Yards Per Pass	12.2	vs Richmond (Sep 5, 2015)
TD Passes	0	-
Total Plays	57	vs Richmond (Sep 5, 2015)
Total Offense	276	vs Richmond (Sep 5, 2015)
Yards Per Play	4.8	vs Richmond (Sep 5, 2015)
Points	21	vs Richmond (Sep 5, 2015)
Sacks By	0	-
First Downs	12	vs Richmond (Sep 5, 2015)
Penalties	1	vs Richmond (Sep 5, 2015)
Penalty Yards	10	vs Richmond (Sep 5, 2015)
Turnovers	0	-
Interceptions By	1	vs Richmond (Sep 5, 2015)
Punts	9	vs Richmond (Sep 5, 2015)
Punting Avg	41.9	vs Richmond (Sep 5, 2015)
Long Punt	55	vs Richmond (Sep 5, 2015)
Punts inside 20	0	-
Long Punt Return	0	-

GAME 1 RECAP: RICHMOND

LIKELY SHINES IN TERPS' SEASON-OPENING WIN

COLLEGE PARK, Md. (AP) - William Likely set a Big Ten record with 233 yards in punt returns and Brandon Ross ran for career-high 150 yards and one touchdown as Maryland rolled to a season-opening 50-21 victory over Richmond on Saturday.

Perry Hills threw two touchdown passes for the Terrapins, who scored 37 straight points after falling behind 14-13 in the second quarter.

Likely returned eight punts, including a 67-yarder for a touchdown that made it 43-14 with 10:30 remaining. He had another return of 47 yards.

The 5-foot-7 junior also had two kickoff returns for 63 yards, giving him 296 yards in kick returns for the afternoon.

Ross averaged 8.3 yards per carry and put Maryland up 29-14 with a 21-yard TD run early in the third quarter. He eclipsed his previous career high of 149 yards before the quarter ended.

Making his first start since 2012, Hills completed 12 of 21 passes for 138 yards and an interception. The junior wasn't exceptionally sharp, but he didn't have to be because the Terrapins totaled 341 yards on the ground.

Richmond's Kyle Lauletta went 18 for 30 for 220x yards. The Spiders mustered only 56 yards rushing, and Lauletta was sacked four times.

After Maryland took a quick 10-0 lead, Richmond went ahead 14-13 on a 4-yard run by Lauletta with 10:35 left in the second quarter.

Hills then directed a 12-play drive that produced a field goal by Brad Craddock, and a 37-yard touchdown catch by Malcolm Culmer made it 22-14 at halftime.

Ross scored the only touchdown of the third quarter, and a 1-yard touchdown run by Wes Brown made it 36-14.

Maryland then forced a punt, and Likely weaved his way through the Richmond defense before getting to the left sideline and diving into the end zone.

His 233-yard performance on punt returns broke the record set by Nile Kinnick of Iowa in 1939.

With the victory, Maryland improved to 5-0 in openers under coach Randy Edsall. The Terrapins have won six straight season openers and 11 of 12.



Cornerback **William Likely** broke a 76-year-old Big Ten record with 233 punt return yards versus Richmond.

GAME STATS

RICHMOND							21
MARYLAND							50
Sep. 5, 2015 at Capital One Field at Byrd Stadium (38,117)							

SCORING	1	2	3	4	-	F
Richmond	7	7	0	7	-	21
Maryland	10	12	7	21	-	50

SCORING SUMMARY

First Quarter
 MD - FG Brad Craddock 34, 12:06
 MD - Levern Jacobs 23 pass fr Hills (Craddock kick), 6:14
 RICH - Jacobi Green 1 run (Yoder kick), 0:48
Second Quarter
 MD - FG Brad Craddock 31, 12:34
 RICH - Kyle Lauletta 4 run (Yoder kick), 10:35
 MD - FG Brad Craddock 30, 4:10
 MD - Malcolm Culmer 37 pass fr Hills, 1:00
Third Quarter
 MD - Brandon Ross 21 run (Craddock kick), 12:12
Fourth Quarter
 MD - Brown 1 run (Craddock kick), 12:55
 MD - Likely 67 punt return (Craddock kick), 10:30
 MD - Johnson 2 run (Craddock kick), 6:26
 RICH - Fisher 16 run (Yoder kick), 3:22

TEAM STATISTICS	RICH	MD
First Downs	12	24
Rushes-Yards	27-56	45-341
Comp-Att-Int	18-30-0	12-22-1
Passing Yards	220	138
Total Offense Plays-Yards	57-276	67-479
Fumble Returns-Yards	0-0	0-0
Punt Returns-Yards	0-0	8-233
Interception Returns-Yards	1-0	0-0
Punts-Average	9-41.9	1-43.0
Fumbles-Lost	1-0	0-0
Penalties-Yards	1-10	5-39
Third-Down Conversions	2-12	7-12
Fourth-Down Conversions	1-1	0-0
Red-Zone Scores-Chances	3-3	5-6
Sacks By-Yards Lost	0-0	4-23
Time of Possession	29:05	30:55

INDIVIDUAL STATISTICS

RUSHING - Maryland: Ross 18-150-1, Johnson 10-83-1, Brown, 13-74-1, Hills, 3-25-0, Rowe 1-9-0; Richmond: Green 7-23-1, Fisher 4-20-1, Abell 2-15-0, Hamlin 3-11-0, Lauletta 11-(-)13-1.

PASSING - Maryland: Hills 12-21-1-138-2; Lauletta: 18-30-0-220-0.

RECEIVING - Maryland: L. Jacobs 2-32-1, Moore 2-23-0, Etta-Tawo 2-21-0, Edwards 2-12-0, Culmer 1-37-1, T. Jacobs 1-12-0, Hayward 1-4-0, Brown 1-(-)3-0; Richmond: Brown 4-68-0, Green 4-40-0, Diggs 3-40-0, Tibbs 3-30-0, Wilkins 2-29-0, Abell 2-13-0.

TACKLES - Maryland: J. Carter 5-3-8, Jefferson 2-4-6, HENDY 5-0-5, S. Davis 3-2-5, Likely 4-0-4, Ashiru 2-2-4, Nicon 2-1-3, Braglio 1-2-3, Aniebonam 1-2-3, Burke 2-0-2, Zanutto 1-0-1, Ngakoue 1-0-1, Shaw 1-0-1, Brooks 0-1-1, Ezeagwu 0-1-1; Richmond: Howard 7-3-10, Jones 4-5-9, Herlocker 3-4-7, Craig 4-2-6, Waller 4-2-6, Ogunniyi 4-1-5, Jones 2-2-4, Jordan 2-2-4, Moore 2-0-2, Mack 2-0-2, Day 2-0-2, Jackson 1-1-2, Muse 0-2-2, Caughell 0-2-2...